



75 - 105 HP
55 - 77 kW

MF 3700

F & GE MODELS



FROM MASSEY FERGUSON

MF 3700 Series

the new generation of specialist tractors from Massey Ferguson

Contents



Page 04
MF 3700 Series
take a closer look



Page 10
F - Fruit version



Page 11
GE - Ground Effects version



Page 20
Specifications

- 03 The new generation of specialist tractors from Massey Ferguson
- 04 MF 3700 Series take a closer look
- 06 Greater Power and Efficiency
- 07 Choose the right transmission for your needs
- 08 F - Fruit version
- 09 GE - Ground Effects version
- 10 Two Specifications – the choice is yours
- 11 Your workplace in the field
- 13 Front axle suspension
- 14 Total Support. There when you need it
- 16 Specifications
- 17 Options
- 18 Dimensions





Building on the success of the MF 3600 Series and utilising feedback from specialist farmers and growers across the world, our engineers have designed a significantly upgraded range of specialist tractors from the MF stable, with many enhanced features – the new MF 3700 Series.

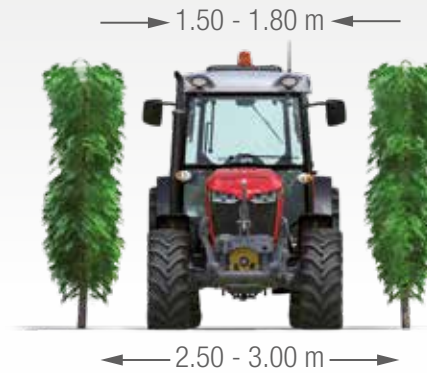
These key features are designed to make the MF 3700 Series an ideal business partner for the specialist producer who is looking for a powerful yet fuel efficient tractor, which can perform all of their tasks efficiently while ensuring that running costs are kept to the minimum.

In addition, we have paid particular attention to ensuring that time spent in the cab is more comfortable for the operator, with a spacious interior, enhanced controls at the driver's fingertips, improved visibility and easy cab access.

The MF 3700 Series bears the hallmark of Massey Ferguson, a trusted and well-established global brand renowned for straightforward and reliable products, innovative and practical technology and a back-up service that you can rely on from an approved MF Dealer.

Massey Ferguson's MF 3700 Series comprises two high quality specialist tractor models, with a spacious cab or platform in a variety of widths and profiles, with engines from 75-105hp (55-77kW) and a choice of specification levels to suit a host of highly specialised applications.


Fruit version (F)



From 1.5m width, ideal for more extensive vineyards & fruit orchards with rows from 2.5 to 3.0m. A more substantial tractor with a wider front axle and a more spacious cab.

F

Ground Effect version (GE)



Low profile version ideal for work under trees, in polytunnels and in canopied vineyards. Suitable for row widths of 2.2-2.5m.

GE

*Typical working width

MF 3700 Series

take a closer look

The new MF 3700 is designed for ultimate efficiency and low cost of operation using a range of the latest straightforward and dependable technologies.

Because we know that a tractor is a profit centre for your business

The MF 3700 is a profit earner in any sector – right from the very first day.

Efficient drive-lines, advanced compliance with the Stage 3B emissions standard, low fuel consumption, long service intervals, impressive traction and lifting capacities together with low maintenance costs – the MF 3700 simply makes your farming business more profitable. And increasingly so with every hectare that you work.

New hood styling in keeping with the MF family look

Low bonnet height providing better forward visibility for the driver

New generation common rail, stage 3B four-cylinder engine; more power and torque

New fuel tank access on top of bonnet; gives easier access even with a front loader or implement attached

Larger 74 litre fuel tank.

New factory fitted loader subframe, integrated front linkage and front PTO; improved operation and greater versatility using front mounted implements

New four-wheel drive steering sensor; easier operation and improved headland turns





Up to 6 work lights for better lighting at night

Spacious cab with easy access and a new modern dashboard

New and unique hydraulic joystick integrating the controls of two spool valves and the transmission for an easy and convenient operation

New joystick controlled* rear linkage offset and levelling.

More powerful 65L/min or 95L/min hydraulic flow option for greater efficiency when operating loaders, pruners and trimmers

* Only available on Efficient models

MF 3700 Series

Greater power and efficiency

The MF 3700 Series is powered by new generation Stage 3B four-cylinder engines from 75 to 105hp, delivering more power and torque to handle more demanding operations and high output implements.

These Common Rail engines offer two engine rpm memories (Efficient Version) and one engine memory (Essential Version), allowing preferred engine speeds to be set for easier driving.

A larger 74 litre fuel tank with minimises downtime for re-fuelling, and fuel tank access is now on the top of the bonnet, further speeding re-fuelling, and giving easier access when a front implement is fitted.

The new engines offer longer service intervals of 600hr for reduced service costs and downtime.

Re-designing the power system layout now places the emissions control system outside the bonnet, allowing it to be lower, which improves the driver's forward visibility.

	MF 3707	MF 3708	MF 3709	MF 3710
		F GE		F GE
Max power (ISO 14396) hp/kW	75 (55)	85 (64)	95 (71)	105 (77)
Max Torque (Nm)	320	365	395	405
Engine Type	3.4 l / 4 cylinder Stage 3B			
After treatment unit	All-In-One - Outside the bonnet			
Version	Cab/Platform	Cab/Platform	Cab/Platform	Cab/Platform




Choose the right transmission for your needs

There is a choice of four different transmissions to suit the requirements of your particular cropping or husbandry tasks. Specify the simplicity of a mechanical transmission or take advantage of high speed shuttling between forward and reverse speeds, for example when loading materials or produce.

Transmission		MF 3707	MF 3708	MF 3709	MF 3710
12F/12R Mechanical shuttle (30 km/h)	F	●	●	●	●
	GE	-	-	-	-
24/24 Mechanical Shuttle (40 km/h)	F	○	○	○	○
	GE	●	●	●	●
24/12 Power Shuttle with Speedshift	F	○	○	○	○
	GE	-	-	-	-
24F/24R, Mech. shuttle and Speedshift (40 km/h) *	F	○	○	○	○
	GE	○	○	○	○

* Efficient : Transmission controls on the hydraulic joystick ● = Standard ○ = Optional - = Not available

To offer enhanced driver comfort and efficiency, the extensive offer of field proven transmissions remains available, from the simple mechanical 12 x 12 transmission to the high specification 24x12 Powershuttle + Speedshift transmission.



More powerful hydraulics for demanding implements

The MF 3700 Series has significantly more powerful hydraulics than its predecessor, offering improved performance with implements such as loaders, trimmers and pruners; it also features a dedicated auxiliary pump.

Hydraulic flow options

- Two pumps with maximum flow of 98 l/min @ 2300rpm; 65 l/min @ 2300rpm.

Rear linkages have 2.5 tonnes lift capacity and purchasers can specify from two to six spool valves to meet their needs; the MF 3700 Series also offers a hydraulic trailer brake dual line for safe towing.

F

Fruit version

High value crops, either fruit orchards or vines grown in more extensive vineyards. Crops are grown in regimented rows, but larger areas require higher outputs as well as excellent manoeuvrability and a compact power unit to avoid damaging tender foliage or fruit. Yet the operator environment must still offer comfort and ease of use during long working hours, during a long season.

The MF 3700 Series has been specially designed to meet these needs.



Key features:

- A more substantial tractor with a wider front axle and a more spacious cab
- Front axle 1325mm and rear axle flange to flange: 1242mm
- Cabin width 1200mm and ROPS platform option
- 40kph transmission option for quicker transport between jobs
- Engines up to 105hp with maximum torque of 405Nm for power-hungry operations such as spraying and cultivations
- Powerful hydraulics for the most demanding applications
- Spacious, comfortable cab interior with easy access and a new modern dashboard



GE

Ground Effect version

Working with a high value crop, you need a tractor that is exceptionally compact yet powerful. The closely-spaced rows and delicate foliage and fruit mean that the tractor must be narrow enough to pass between the plants without the risk of damage. Canopied vineyards, work under trees and in polytunnels also place restrictions on the height of machinery. Yet the operator environment must still offer comfort and ease of use during long working hours, often in extremes of climatic conditions. Timeliness is also a must, so these tractors must be efficient and productive.

The MF 3700 Series has been specially designed to meet these needs.



Key features:

- Slightly wider chassis with 1155mm flange to flange on the front axle and 972mm on the rear axle for extra stability
- Suitable for rows from 2.2 to 2.5m
- Compact cabin and ROPS platform option
- Platform height (24" tyres) : 1070 mm
- 40kph transmission option for quicker transport between jobs
- Engines up to 105hp with maximum torque of 405Nm for power-hungry operations such as spraying or cultivations
- Powerful hydraulics for demanding pruning or trimming operations
- Spacious, comfortable cab interior with easy access and a new modern dashboard

Two Specifications – the choice is yours

The MF 3700 Series is available in two specification levels – Essential and NEW Efficient.

Essential offers an entry level package available on both ROPS and cab tractors, ideal for purchasers working to a tight budget or requiring a more basic tractor, with mechanical transmission and mechanical linkage.

Efficient is available on cab tractors only and offers a higher specification specialist tractor, with increased hydraulic flow, a unique control joystick and electronic management of the linkage and spool valves.

Within the Essential and Efficient specification there are further transmission and hydraulic options allowing you to tailor your tractor to the specific needs of your farm and your crops.

Essential

The standard Essential package includes:

65 l/min hydraulic flow
Mechanical rear linkage
12/12 or 24/24 mechanical (Model dependent) mechanical transmission
Two rear mechanical spool valves

Choose from these options:

Three rear mechanical spool valves
Two mid-mounted spool valves
Front linkage
Front linkage and PTO
Front loader package
24/12 Powershuttle & Speedshift transmission
Rear linkage offset & levelling control

Efficient

The standard Efficient package includes:

95 l/min hydraulic flow
Electronic rear linkage
24/12 Powershuttle & Speedshift transmission
Two rear electronic spool valves + one mid mounted spool valve
Multifunction hydraulic joystick (spool valves + transmission)

Choose from these options:

Four rear electronic spool valves
Two mid-mounted spool valves
Front linkage
Front linkage and PTO
Front loader package
Joystick controlled rear linkage offset and levelling



Your workplace in the field

Long and demanding seasons for specialist crops make the operator environment a priority and the MF 3700 Series cab offers the ideal workplace in the field.

You'll find it surprisingly roomy for a specialist tractor, with all controls falling easily to hand and superb visibility giving the perfect view of your high value crops.

Alongside fixed or telescopic steering wheel options, a tiltable steering wheel can be specified, allowing the operator to adjust it for optimum comfort, and helping to further enhance the easy, uncluttered access.

The foot throttle is now placed along the transmission tunnel in the cab for easy access and improved comfort.

Everything is at the right place. The controls are logically laid out on the right hand console whatever the specification selected. The engine memory engagement is near the PTO switch while the linkage position and settings combine precision & straightforward use. A unique joystick controlling the offset & levelling of the rear linkage is available on the Efficient version for extra comfort.

Transmission controls are also situated on the gear lever allowing the operator to de-clutch, but also to change the Speedshift from Hi to Lo. The operator will therefore enjoy 8 clutchless ratios per range, enhancing the driving comfort and efficiency (24/24 Speedshift & 24/12 Powershuttle & Speedshift).

The Efficient version has unique joystick-mounted transmission buttons which group clutch, transmission and implement functions onto one easy control. Operators can focus on their implement and the task in progress, with every action easy to select.

As an option, a new steering sensor gives automatic disengagement of four-wheel drive, linked to steering angle, for quicker, simpler headland turns.

A new digital instrument panel displays all operating and machine data clearly day and night, and there is a choice of analogue or digital (DAB +) radio.

Tailor your tractor further to your preferences with air conditioning, an inside mirror and external electric mirrors. The choice of seats includes a high comfort deluxe Grammer seat on F and WF versions.

New work or road lights are a further option. Located in the middle of the cab, these will provide improved lighting when working round the clock at harvesting time.



We know no two farming operations are the same, every day brings its own challenges and every task must be carried out quickly and efficiently. That's why we have developed the MF 3700 Series – **the specialist tractor for the specialist crop.**

MF 3700

New Front axle suspension. Comfort without compromise

The new front axle suspension is an option available for MF 3700 F.

Its conception was inspired by the front axle suspension of MF 7700 range, to be once again unique and exclusive to Massey Ferguson.

It has 2 hydraulic cylinders linked to 3 accumulators. Its total travel range is 80mm.

The new front axle suspension is totally integrated to the tractor design, providing an high ground clearance and a superior traction. It won't reduce the large steering angles of the MF 3700 series assuring a perfect manoeuvrability.

The accumulators are under the cabin and the manual adjustment mode is as standard.

It has very few articulations and greasing points for a more efficient, easier-to-maintain system.

In some words, this option will guarantee a safe ride and an excellent operating comfort without compromise. It will protect the operator, the tractor and the implements from any shocks during daily works in the fields.



Total Support with MF Services. **We are there for you**

Massey Ferguson and its distributors and dealers are always prepared and ready to put in the extra mile to support your purchase.

Agriculture can be a tough business, that's why we make sure that you can get support whenever you need it and at crucial times of the year. Our dealers are committed to finding the right product for you and then supporting you with the best service, parts provision and backup. You'll be part of a dedicated family of highly skilled specialists who make it their business to give you genuine, top quality service support.

We understand farming and are aware of the challenges each individual faces, therefore our dealers can help you to plan for a successful future. Ask your dealer about our finance plans, which can include leasing, hire purchase, contract hire and loan facilities.



Specifications

	MF 3707	MF 3708	MF 3709	MF 3710
	F/GE	F/GE	F/GE	F/GE
Engine performance				
Max (ISO 14396) hp/kW	75 (55)	85 (64)	95 (71)	105 (77)
Max torque (Nm)	320	365	395	405
Engine				
Emission compliance	Stage 3B	Stage 3B	Stage 3B	Stage 3B
Injection system	Common rail			
Engine management	Electronic ECU	Electronic ECU	Electronic ECU	Electronic ECU
Capacity/ No. of cylinders	3,4l / 4	3,4l / 4	3,4l / 4	3,4l / 4
Exhaust, horizontal left	●	●	●	●
Exhaust, vertical	○	○	○	○
Dual, dry element air filter	●	●	●	●
Engine rpm memories	Essential: 1 memory - Efficient: 2 memories			
Fuel Tank	74L (54L with Front PTO)			
Engine service interval	600hrs			
Transmission				
12F/12R Mechanical shuttle (30 km/h)	F	●	●	●
	GE	-	-	-
24/24 Mechanical Shuttle (40 km/h)	F	○	○	○
	GE	●	●	●
24/12 Power Shuttle with Speedshift	F	○	○	○
	GE	-	-	-
24F/24R, Mech. shuttle and Speedshift (40 km/h) *	F	○	○	○
	GE	○	○	○
Power Take-Off				
Engagement and Control	Electrohydraulic			
540 rpm / 750 rpm (540 Eco)	●	●	●	●
540 rpm / 1000 rpm	○	○	○	○
Ground Speed	○	○	○	○
Front PTO 750 rpm (540 Eco) with front linkage	○	○	○	○
Front PTO 1000 rpm with front linkage	○	○	○	○
Hydraulics				
Max. oil flow @ 2300 rpm l/min				
Brake/Steering/IPTO, pump n°1	27			
Max. oil flow @ 2300 rpm l/min				
Standard Auxiliaries pump n°2 (linkage + spool valves)	66			
Optional Auxiliaries pump n°3 (linkage + spool valves)	27			

* Efficient : Transmission controls on the hydraulic joystick

● = Standard ○ = Optional - = Not available

	MF 3707	MF 3708	MF 3709	MF 3710
	F/GE	F/GE	F/GE	F/GE
Linkage				
Rear 3 point linkage	Cat.1/2 linkage with fixed ball ends (hook ends optional - Adjustable position optional)			
Draft sensing	Top link sensing			
Max. pressure - bar	190	190	190	190
Linkage position	Mechanical or electrohydraulic offset & levelling			
Maximum lift capacity @ link ends kg	2 500 kg & 3 000 kg (optional)			
Front 3 point linkage	Cat.2 with foldable arms & hook ends - Suspension			
Maximum lift capacity @ link ends kg	□ 1650 kg (GE version : 1250 kg)			
Cabin				
Fixed steering column	●	●	●	●
Telescopic steering column	○	○	○	○
Telescopic & tiltable steering column	○	○	○	○
Air Conditioned	○	○	○	○
Mechanical suspension seat	●	●	●	●
Pneumatic suspension seat	○	○	○	○
Radio FM	○	○	○	○
Auxiliary hydraulics				
Essential 66 l/mn (2 pumps)				
Rear linkage control	Mechanical			
Rear spool valves	2 to 3 (Mechanical)			
Mid mounted spool valves	-	-	-	-
Rear free return	○	○	○	○
Right-hand front outlet & free return	○	○	○	○
Essential 93 l/mn (3 pumps)				
Rear linkage control	Mechanical			
Rear spool valves	3 (Mechanical)			
Mid mounted spool valves	2 (Mechanical)			
Rear free return	○	○	○	○
Right-hand front outlet & free return	○	○	○	○
Efficient 93 l/mn (3 pumps)				
Rear linkage control	Electronic ELC			
Rear spool valves	2 or 4 (Electronic)			
Mid mounted spool valves	1 or 2 (Mechanical)			
Rear free return	○	○	○	○
Right-hand front outlet & free return	○	○	○	○
Brakes				
Type/actuation	Oil-cooled disc brakes, hydraulic actuation			
Parking brake	Mechanical, independant of main brakes - Hand lever operated			
Hydraulic trailer brakes	Hydraulic dual line			
4WD				
Engagement	● Electro-mechanical engagement ○ Electro-hydraulic engagement			
Steering angle sensor (With 4WD Electro-hydraulic engagement)	○			

● = Standard ○ = Optional - = Not available

Options

	ESSENTIAL F/GE	EFFICIENT F/GE
Base		
Hydraulic flow	65 l/mn hydraulic flow	95 l/mn hydraulic flow
Rear linkage	Mechanical Rear linkage	Electronic Rear linkage
Rear spool valves	x2 Mechanical	x2 Electronic
Mid-mounted spool valves	-	x1 Mechanic
Transmission	24/24 Mechanical (GE)	24/12 PowerShuttle & Speedshift
Option		
24/24 Mechanical transmission *	<input type="radio"/>	-
24/24 Speedshift **	<input type="radio"/>	-
24/12 PowerShuttle & Speedshift	<input type="radio"/>	-
95 l/mn hydraulic flow	<input type="radio"/>	-
3 rear mechanical spool valves	<input type="radio"/>	-
2 mid mounted spool valves	<input type="radio"/>	<input type="radio"/>
Front linkage	<input type="radio"/>	<input type="radio"/>
Front linkage + Front PTO (1000 or 540E)	<input type="radio"/>	<input type="radio"/>
Front loader package	<input type="radio"/>	<input type="radio"/>
Electronic Offset / Levelling	<input type="radio"/>	<input type="radio"/>
4 rear electronic spool valves	-	<input type="radio"/>
Front axle suspension	<input type="radio"/>	<input type="radio"/>

* Standard on GE

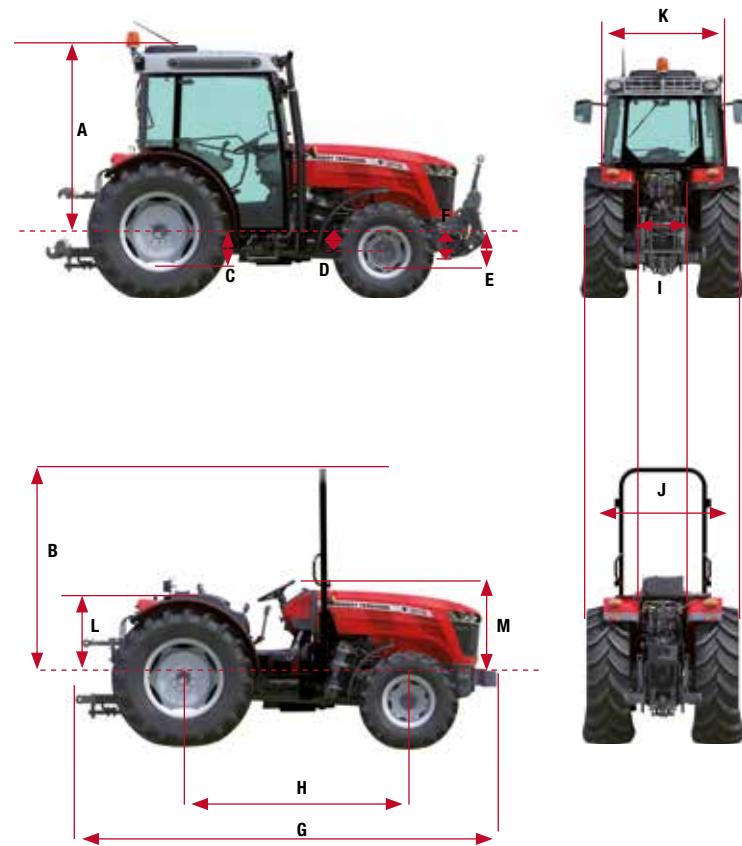
** Notavailable on GE


● = Standard ○ = Optional - = Not available



Dimensions - F,GE (4WD)

From rear axle centre line (mm)		F	GE
Dimension			
A	Rear axle to top of the roof (Less beacon)	1803	1803
C	Lowest point below rear axle	250	250
D	Rear axle to front axle	218	156
E	Lowest point of front axle	334	273
F	Lowest point of front axle support	260	260
G	Overall length	4073	4073
H	Wheelbase	2124	2085
I	Internal fender width	600	450
J	External fender width	1450	1000
K	External cab width	1200	1000
	Additional height for warning beacon	200	200
Dimension			
B	Rear axle to the ROPS (Less beacon)	1987	1987
C	Lowest point below rear axle	250	250
D	Rear axle to front axle	218	156
E	Lowest point of front axle	334	274
F	Lowest point of front axle support	260	260
G	Overall length	4073	4073
H	Wheelbase	2124	2085
I	Internal fender width	600	520
J	External fender width	1450	1150
L	Rear fender height	730	605
M	Steering wheel min height	810	780



A red Massey Ferguson MF3700 tractor is shown from a front-three-quarter perspective, driving through a narrow aisle in a vineyard. The tractor is a modern, compact model with a prominent red hood and black accents. It features a large black steering wheel, a high-back operator's seat, and a protective roll-over protection structure (ROPS) with a black frame. A man in a black t-shirt is seated at the controls, looking forward. The tractor has large, treaded tires and a front-mounted hitch. The vineyard rows are lush green, and the background shows rolling hills and mountains under a clear sky. The overall scene is bright and clear, suggesting a sunny day.

MF 3700



MASSEY FERGUSON



Web: masseyferguson.com/en_za/

Facebook: www.facebook.com/MasseyFergusonSA

Twitter: [Twitter.com/MF_EAME](https://twitter.com/MF_EAME)

Instagram: [Instagram.com/MasseyFergusonGlobal](https://www.instagram.com/MasseyFergusonGlobal)

YouTube: www.YouTube.com/MasseyFergusonGlobal

Blog: Blog.MasseyFerguson.com

AGCO South Africa Marketing
16 Pomona Road, Kempton Park, Gauteng, 1619