

MF TH SERIES

100-135 HP

LIFT CAPACITY: 3,000 kg–4,300 kg

LIFT HEIGHT: 5.90 m–7.50 m

**A NEW ERA
FOR STRAIGHTFORWARD
AND DEPENDABLE
AGRICULTURAL
TELEHANDLERS**



MASSEY FERGUSON

BORN TO **FARM**

MF TH - A NEW ERA

FOR STRAIGHTFORWARD AND DEPENDABLE AGRICULTURAL TELEHANDLERS

Anyone who buys an MF Telehandler today will expect it to fulfil the latest operational standards. They will expect it to combine the very best of today's technologies with comfort, simplicity, ergonomics, ease-of-use and quality day-in, day-out on the farm.

This is a telehandler that embodies all our farming know-how. Because we understand your farm handling needs, we are offering you a true agricultural telehandler, supported by a true and exclusive agricultural dealer network to enable you to carry on with the most demanding handling operations.



YOUR COMMAND CENTRE

2 SEMI-
COMPACT
MODELS

08

18

10

YOUR COMFORTABLE
WORKPLACE
THE CAB ENVIRONMENT

30

POWERFUL & SMART
HYDRAULICS

MADE TO MAXIMISE
UPTIME
SERVICES & CUSTOMER
SUPPORT

34

- Take it to new heights..... 4
- Your MF TH at a glance 6
- MF TH.6030 & MF TH.7030..... 8
- The Cab-live for Comfort & Safety..... 10
- Small Details Makes big Difference..... 13
- Made For You - Specifications Packages 16
- MF TH 7" Display - Made for control 18
- Made for performance - the engine..... 20
- Choice of two transmissions 22
- Maximum productivity, agility and manoeuvrability 28
- Powerful & Smart Hydraulics 30
- Made to maximise uptime..... 34
- Parts & Service 36
- Make the MF TH your own - Specifications tables 38

DESIGNED BY FARMERS, FOR FARMERS

Our telehandlers are purpose-built for hard work. Wherever you need a quick, compact solution to many applications, the MF TH Series has the capacity to perform.

Grab silage and muck, lift bales and fertiliser bags, shift feed and clean sheds. Powerful, precise hydraulics allow easy operation of heavy lifting.

Working in tight buildings can often be a challenge. MF TH Series telehandlers are highly manoeuvrable with four steering modes and the option of the MF TH.6030 and MF TH.7030 semi-compact machines. Get the flexibility you need – including all-round visibility and precision handling.

Minimal servicing required which means hardly any downtime!


A VITAL PART OF YOUR WORKING DAY!

TAKE IT TO NEW HEIGHTS!

WELCOME NUMBERS THAT GET THE JOB DONE

Handling jobs effortlessly and efficiently, the MF TH Series provides you with the optimum accessibility and manoeuvrability required. This range also gives more lift height, a long reach and the ability to lift heavy payloads. With the right attachment, the MF TH Series can achieve paramount performance in a wide variety of applications around the farm.

MF TH SERIES: YOUR AGRICULTURAL TELEHANDLER



COMPACT MODELS

2.1m x 2.1m semi compact dimensions to easily access the most confined area, 100hp for optimum power to weight ratio, 100 l/min for easy and accurate work.



STANDARD MODELS

More engine power and oil flow for the most demanding handling and transport applications, 135hp and 190 l/min oil flow for reduced full work cycle combined with a cab that offers ultimate comfort, ergonomics and visibility.



YOUR **MF TH** AT A GLANCE

RAISING THE BAR HIGHER!

With a giant leap in efficiency, productivity, performance, visibility, ergonomics, comfort, cycle times and ease of use, the MF TH is completely transformed. This isn't just an upgrade. It is a breakthrough.

WITH SIX MODELS TO CHOOSE FROM, THIS IS ONE OF THE BEST CHOICES THAT YOU WILL MAKE.

MODELS	MF TH.6030	MF TH.7030	MF TH.6534	MF TH.7035	MF TH.7038	MF TH.8043
MAX. LIFT HEIGHT	5.9 m	6.75 m	6.5 m	7.0 m		7.5 m
MAX. LIFT CAPACITY	3,000 kg		3,400 kg	3,500 kg	3,800 kg	4,300 kg
OIL FLOW	100 L/min		190 L/min	100 L/min	190 L/min	
MAX POWER	100 hp		135 hp	100 hp	135 hp	
TRANSMISSION	Hydrostatic 2-speed		Hydrostatic 2-speed or Dyna-CT	Hydrostatic 2-speed	Hydrostatic 2-speed or Dyna-CT	

► **Quick hydraulic couplers** for fast, efficient and easy change of equipment with electric line on boom for 4th and 5th electric functions (optional) – see details p.30

► **A full selection of attachments available** to do all the jobs required – see details p.32

► **Powerful and fuel efficient engines.** Now up to 135 hp for more productivity, performances and the quietest environment. Easy access for daily maintenance and an automatic fan inverter option for greater reliability & durability – see details p.20

► **Choice between two transmissions: hydrostatic two speed or Dyna-CT continuous transmission** offers comfort, accuracy, ease-of-use, smooth operation and best in class precision – see details p.22

► **Automatic Parking Brake** for increased safety and productivity


► **Efficient automatic boom suspension and Cushion Retract**
Boom suspension is available for all models for maximum comfort in transport conditions. Cushion Retract is available as standard on all models for more comfort for the operator allowing the boom to retract smoothly with a reduced/controlled speed

► **Smart and powerful hydraulics**
All models are fitted as standard with load sensing. Multiple functions can be done at the same time. Now up to 190 l/min CCLS oil flow – see details p.30

► **Unbeatable lift capacity** from the high strength boom – up to 7.50 m high and 4,300 kg

► **Unbeatable comfort, ergonomics and visibility**
The MF TH Series cab environment is equipped with the highest levels of comfort and controls, with maximum all-round visibility thanks to the curved shape of the cab on the MF TH.6534, MF TH.7035, MF TH.7038 and MF TH.8043 and the lowest engine bonnet design. You can now choose from three specifications packages – see details p.10

► **Four semi-automatic selectable steering modes** to provide optimum manoeuvrability in all operating conditions – see details p.29



VIRTUAL REALITY



USE YOUR SMART PHONE TO STEP INSIDE THE MF TH



◀ **STEP 1**
Use a QR code reader app. Download it for free from iTunes or the Android Play store.



◀ **STEP 2**
Open the app and scan this QR code...



◀ **STEP 3**
...and step inside your Massey Ferguson Telehandler.

Live the eXperience in 2D, moving your smartphone around in all directions or using your fingers.



◀ **STEP 4**
Live the full VR 3D Experience by clicking on the dedicated icon and use in combination with a pair of VR glasses.

MF TH.6030 & MF TH.7030 - COMPACT DIMENSIONS, OUTSTANDING MANOEUVRABILITY

IF YOU ARE LOOKING FOR A COMPACT MACHINE THAT CAN STILL TACKLE THE TOUGHEST JOBS THEN THE MF TH.6030 AND THE MF TH.7030 ARE THE IDEAL CHOICE.

Their semi-compact design, two cab positions and excellent manoeuvrability ensure unsurpassed performance in tight areas such as narrow barns and poultry buildings.

These telehandlers boast massive lift capacity with the added benefit of being more compact than their bigger counterparts, and comfortable due to the suspended cab as standard.



up to
3 t
lift capacity



2.82 m



5.9 m or
6.75 m
heights



2.10 m or
2.34 m



For a smoother operation when retracting the boom, all MF TH are fitted with a dampened retracting system.

Excellent manoeuvrability ensures hassle-free working days for maximum productivity. The spacious cab and comfortable operator area with fully proportional joystick allow for smooth operation.

Two cab positions for maximum versatility including low position for load operation in narrow buildings. Perfect for jobs where room is limited. The compact design means these models can get in and out of very tight areas without losing visibility and manoeuvrability.





LIVE FOR
COMFORT & SAFETY

THE CAB

COMFORT,
VISIBILITY, SAFETY
AND CONTROLS

From the origins of modern tractor design, the Massey Ferguson cab has been renowned for excellence. The superior operator environment consists of a spacious cab interior with excellent all-round operator visibility and a reduced noise level. The cab layout is extremely ergonomic; controls and instruments are easy to use and have been designed to help make applications easier to manage. Because we know that a more productive operator is an operator who creates profit for his business.



2 m³



VISIBILITY

4.6 m²

GLASS SURFACE

providing safety, ease of operation and control on the job in hand



71 dB

reducing stress and fatigue



MADE FOR COMFORT & SAFETY



5" Standard Dashboard

Light controls

Drivetrain controls

Multifunction Joystick

Hydraulics controls

Hand Throttle

Power Control lever

SOMETIMES IT'S THE SMALL DETAILS THAT CAN MAKE A HUGE CHANGE TO YOUR WORKLOAD.

7-INCH SCREEN AS STANDARD WITH DYNA-CT TRANSMISSION. The MF TH's easy to read digital dashboard can be personalised and is a 7" touch screen terminal.



The **STANDARD 5" DISPLAY** on **ESSENTIAL*** and **EFFICIENT** versions.



EASY AND SECURE ACCESS. Large wide door, steps, rails and tiltable steering column provide best-in-class accessibility to the cab.



Always safe with clear information about your MF TH stability.



ALWAYS CONNECTED - Adjustable phone and tablet holder standard on all models.



BLUETOOTH RDS RADIO is available with the touch screen terminal allowing hands-free phone calls through the armrest control switch.

*Essential version available only on semi-compact models



Increased visibility in all light conditions with optional road and working LED LIGHTS .

Standard, fully retractable **SUN BLIND**. Two positions: roof only to protect from the sun while maintaining excellent visibility or roof with upper screen for additional sun protection.



WIPERS with 30% increased coverage area. A wide series of options are available from side to top wiper.



RIGHT MIRROR FEATURES. The new position of the mirror – in front of the driver – reduces the total width of the machine allowing easy access to narrow spaces. It ensures the best view during transport and reduce blind spots. Option includes: electric de-icing and electronically adjustable mirror on the right-hand side.



STORAGE Multiple storage spaces available.



NOW PLEASE TAKE YOUR SEAT AND ENJOY COMFORTABLY YOUR WORKING DAY

Massey Ferguson offers the best-in class seat depending on models and options providing outstanding comfort.



CLIMATE CONTROLS easily accessible on the console.



Always get fresh drinks and food courtesy of the lunch box (standard on the exclusive version).



MECHANICAL SUSPENSION available on MF TH.6030 & MF TH.7030.*

PNEUMATIC SUSPENSION with longitudinal suspension. Available on all models.*

HIGH QUALITY PNEUMATIC SUSPENSION longitudinal suspension, heating, Dynamic Damping system. Available on standard models.*

MADE FOR YOU



The MF TH Series is equipped to a high specification as standard, which is complemented by useful optional equipment packages that help you get the job done more easily and efficiently with high levels of comfort and ergonomics.

A helpful choice of different cab environments and packages offers a wide range of all the features and controls you need to tailor your MF TH and make it as individual as your farm.

ESSENTIAL VERSION

EXACTELY WHAT YOU NEED TO GET THE JOB DONE



Essential is the base specification, but it is anything but basic. It provides all the key elements you would expect from MF TH, with a blend of simplicity.

EFFICIENT VERSION

ADVANCED EQUIPMENT TO HEIGHTEN YOUR COMFORT & VERSATILITY AT WORK



Efficient is the medium specification package for the MF TH Series, designed to help you work smarter and get better results.

Dedicated to delivering increased comfort and versatility thanks to its key features, the Efficient package makes your MF TH Agricultural Telehandler fit the needs of those operators requiring power and performance.

EXCLUSIVE VERSION

THE ULTIMATE EXPRESSION OF PRODUCTIVITY AND TOP COMFORT



Exclusive is a combination of high-spec versatility and refinement dedicated to operators looking for a telehandler with advanced features and functions in terms of ergonomics and comfort.

This version is aimed at more intensive, large scale operators seeking cost-effective benefits for the business.

THE EFFICIENT AND EXCLUSIVE VERSIONS ARE THE PACKAGES AVAILABLE FOR THE MODELS EQUIPPED WITH DYNA-CT TRANSMISSION (MF TH.6534, MF TH.7038 AND MF TH. 8043).

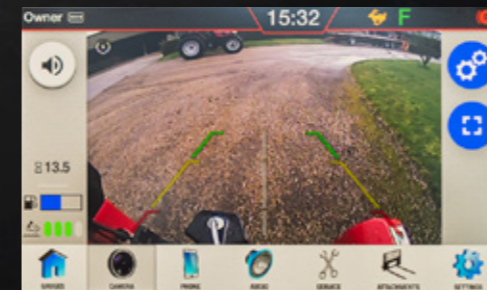
MF TH 7" DISPLAY MADE FOR CONTROL

THE MF TH RANGE HAS TAKEN CONTROL TO HEIGHTS.

Coming as standard with the 5" digital dashboard, the MF TH also offers an optional 7" touch screen terminal allowing you to control all the jobs in hand. It includes music settings & integrated radio, Bluetooth connection and job management.



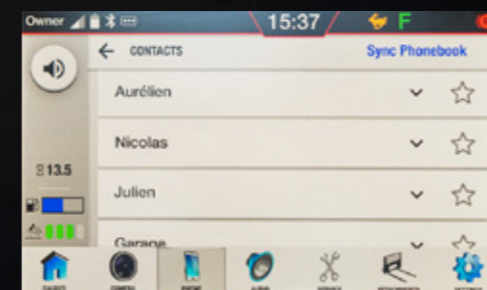
YOUR MF TH COMMAND CENTRE




Video Mode
Pictures from the on-board camera can be displayed on the console screen, allowing operators to monitor complex implements and handling on the front or simply improve safety and efficiency when reversing (optional rear camera).



Machine parameters settings
All information is available at a glance on the displays, with intuitive settings for more comfort and productivity. Easy to read and navigate, they'll allow you to control the dashboard and all machine settings: SHS (smart handling system), SMS (speed management system), Steering mode and alignment, Fan reversion timing, DPF management.



Hands Free Phone control
The 7" Terminal has integrated Bluetooth telephone connection.
Microphone is integrated in the dashboard below the steering wheel and allows you to get all your phone calls while accessing your contact list directly from the screen.



Hydraulic sequence settings
Standard feature SHS (smart handling system). From the display menu, the operator will be able to set the max hydraulic flow available. By adjusting the max flow, the machine can be much smoother and more accurate.



Radio and Playlist
Get direct control of your favourite radio channels and your personal music playlist on your phone directly from your MF TH telehandler screen.

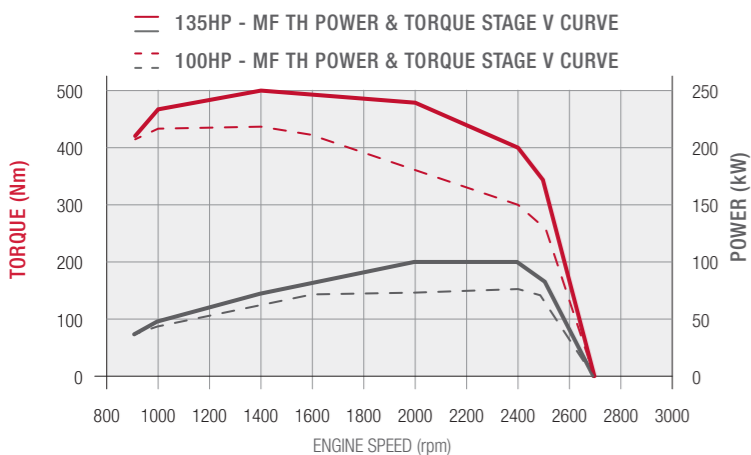



Screen Control Pad
This quality automotive feature provides easy navigation on the display and is ideally located on hand in front of the joystick. It allows you to navigate all functions of the terminal you can: take your phone calls, control the radio and select your steering mode very easily.

MADE FOR PERFORMANCE

THE PURE EXPRESSION OF COST EFFECTIVE POWER

The MF TH, teamed up with the most mature engine SCR technology on the market, is the undisputed sustainable leader delivering class-leading power and torque, with best-in-class total cost of ownership.




Plenty of torque is available in applications that demand more traction and force allowing you to work at lower engine revs saving fuel. Power has been increased up to 135hp @2,000 rpm.

▲ An engine installation and basket design has lowered the height of the engine for improved right hand side visibility. The horizontal cooling package brings optimum cooling capacities.

MF TH

ENGINE BENEFITS AT A GLANCE

- ▶ Higher work-output at lower engine revs brings higher efficiency and a quieter environment
- ▶ DPF with passive regeneration - No EGR
- ▶ Powerful and efficient with ECO Mode
- ▶ The engine remains parallel to the boom, providing excellent access and improved right-hand side visibility
- ▶ Straightforward technology for a more productive working day
- ▶ Optional automatic fan inverter for easy cooling package cleaning and optimum productivity



AUTOMATIC FAN INVERTER

The MF TH is available with an automatic option to keep the engine clean for maximum efficiency. It offers speed regulation depending on air temperature or working at a pre-set speed, with automatic mode selected via a button on the dashboard. It improves cooling in very dusty environments.




▲ With a reinforced bonnet and bigger opening, MF TH models also benefit from a bonnet opening handle system keeping maintenance access easy.



-40%
Particle reduction



+5 HP
power max



LOW MAINTENANCE COSTS



NO COMPROMISE
The de-pollution system is packed up neatly contributing to excellent visibility

CHOICE OF TWO TRANSMISSIONS: HYDROSTATIC TWO-SPEED OR DYNA-CT CONTINUOUS TRANSMISSION

All models are equipped with an hydrostatic two speed transmission. For the models MF TH.6534, MF TH.7038 and MF TH. 8043, you have now the choice between the hydrostatic two speed or the Dyna-CT continuous transmission.



	MF TH.6030	MF TH.6534	MF TH.7030	MF TH.7035	MF TH.7038	MF TH.8043
Transmission Type	Hydrostatic	Hydrostatic	Hydrostatic	Hydrostatic	Hydrostatic	Hydrostatic
Hydrostatic two speed	●	●	●	●	●	●
Dyna-CT	-	○	-	-	○	○

● Standard
○ Optional
- Not available

MADE FOR CONTROL

All the models, regardless of transmission type, are equipped with the Multifunction joystick lever. It operates the transmission as well as controlling the hydraulics, and also activates features including boom float and bucket shaking for even greater working efficiency.

“Control in the palm of your hand.”



Shuttle control switch
Ergonomically placed Forward/Neutral/Reverse button located on the reverse side of the joystick

*Optional for Efficient version

POWER CONTROL LEVER

Coming from the MF tractor ranges, the unique Massey Ferguson Power Control lever provides straightforward three-in-one operation.



YOU CAN:

- shuttle between forward (green arrow) / reverse (purple arrow)
- hydrostatic speed change: up (blue arrow) and down (red arrow)
- de-clutch (orange arrow)
- select neutral (orange arrow)

LEAVING YOUR RIGHT HAND FREE TO OPERATE YOUR HANDLING TASK.

The two speed hydrostatic gearbox offers simplicity and smoothness of operation as well as high-performance output and capability. It has speed capabilities of up to 40km/h with two mechanical gears with two hydraulic speed ranges which allows you to choose the best speed for the application and gives excellent performance in road transport.

It also has an easy-to-set creeper function for operations that demand low speed at higher engine revs providing more accuracy and control for operations such as sweeping, silage distribution, and straw spreading.


THE STRAIGHTFORWARD TWO-SPEED HYDROSTATIC TRANSMISSION



HAND THROTTLE – AUTO MODE


Hydrostatic transmission makes it possible to manage engine rpm and forward speed independently. The hand throttle allows the driver to set constant engine rpm.

It allows high engine rpm and low machine speed without braking. When going to neutral: machine is stopped by the transmission, without braking, while engine rpm remains constant. It reduces cost of ownership and is a perfect feature for applications requiring high and constant hydraulic flow or continuous pumping, such as cattle feeding and ground sweeping.



“DYNAMIC DRIVE” DRIVING MODE

Changes shuttle aggressiveness and throttle response. Depending on applications, or personal preferences, you can choose your favourite driving mode: Soft or Dynamic.



SMS - SPEED MANAGEMENT SYSTEM

You can easily set a maximum speed, using the creeper mode, and activate it with a switch on the lateral panel (0 to 100% with 1% step). Very convenient when very low speed is required, in very tight spaces, providing higher accuracy with special tools.

MF TH TRANSMISSION BENEFITS AT A GLANCE

- ▶ Hydrostatic transmission allows simplicity and smooth control with two hydrostatic gears under load
- ▶ Two-speed transmission providing high power and performance
- ▶ Choose the best ratios for ergonomic control of the machine
- ▶ Maximum speed can be set thanks to creeper mode. This is perfect for silage distribution
- ▶ Hand throttle to set constant rpm



Two-speed
HYDROSTATIC
transmission



20%
smoother than
previous generation

DYNA-CT: A NEW ERA OF TRANSMISSION TECHNOLOGY

UNMATCHED PERFORMANCE AND COMFORT

Experience the peak of innovation with this new Continuous Transmission, featuring dual hydraulic motors to deliver the market's best pushing and pulling force without the need for range changes. This advancement significantly enhances driver comfort. Additionally, the transmission boasts smart features that provide seamless control.



SMART FEATURES

IN ADDITION TO ITS ORIGINAL FEATURES (SUCH AS THE HAND THROTTLE, DYNAMIC DRIVING MODE AND SMS), THE DYNA-CT TRANSMISSION INCLUDES SMART FEATURES.



CRUISE CONTROL

This allows you to focus on your tasks, bringing you extra comfort whether driving on the road or delivering feed to your cattle every morning and much more.



STOP & START

Save fuel and machine hours with this function activated. The engine will switch off when you are not using your MF TH telehandler and restart as soon as the throttle or joystick are engaged.



DYNAMIC TRACTOR MANAGEMENT

Automatic engine speed and transmission control. The purpose is to save fuel at high road speeds. The throttle pedal sets a target travel speed, and the engine revs adapt to suit the load.



MAX SPEED LIMITER

You can limit the maximum speed, ensuring safety and control, making it ideal for trainees or operations in speed-restricted areas.

MF TH DYNA-CT TRANSMISSION BENEFITS AT A GLANCE

- ▶ Continuous transmission offers extra operating flexibility and increased working efficiency
- ▶ Virtual high- and low-speed operating ranges replace a mechanical transfer box, adding convenience and avoiding the need to stop to change gear
- ▶ Maximum pushing and pulling power for both low- and high-speed applications
- ▶ Automated functions and working modes, increasing efficiency and productivity



SMART
FEATURES



-3 dB
in cab at max speed

MAXIMUM PRODUCTIVITY, AGILITY AND MANOEUVRABILITY


THE MF TH SERIES IS A SERIOUS PERFORMER THAT WILL PROVE TO BE INVALUABLE AROUND THE FARM.

Handling jobs effortlessly and efficiently, the MF TH Series provides you with the optimum accessibility and manoeuvrability. The MF TH series also gives you the lift height you need, a long reach and the ability to lift heavy payloads.

Excelling in both loader operations, where plenty of hydraulic flow is provided, through to 40km/h* road transport applications, where power and comfort is essential. Each MF Telehandler boasts impressive capabilities, whether you're moving bales or shifting feed.



Turning radius
3.71 m
(semi-compact)
3.82 m
(standard)



MANOEUVRABILITY

The choice of steering mode and the overhang-less design provide impressive manoeuvrability, courtesy of a reduced turning radius, minimising the risk of damage to machines and buildings when manoeuvring in tight spaces.

AUTOMATIC BOOM SUSPENSION is available, which greatly increases operator comfort, for example when towing a large trailer of straw at 40km/h* during road transportation.

SELECT YOUR PREFERRED STEERING MODE

All models have four selectable steering modes to provide optimum manoeuvrability in all operating conditions. Changing from one mode to another is easy: Just pre-select the mode by pressing the switch in the cab.



TWO-WHEEL steering mode



FOUR-WHEEL steering mode - for minimum turning circles.



CRAB-STEER mode - for efficient filling and grading and working alongside walls in confined spaces.



SEMI CRAB-STEER mode - set rear wheel angle - useful for applications such as silage or barn cleaning.



* Both chassis with 24" tyres

POWERFUL AND SMART HYDRAULICS

GIVE A LIFT TO YOUR PRODUCTIVITY, COMFORT AND SAFETY

A powerful and consistent hydraulic system is paramount to the everyday productivity of your telehandler. There is a load-sensing spool valve management system on all models.

All functions are electro-hydraulic and proportional thanks to a load-sensing hydraulic system. It's very accurate and easy to use, plus it allows you to simultaneously use three functions, increasing productivity and reducing downtime.

There is optimum hydraulic flow across the entire range with 100 l/min on MF TH.6030, MF TH.7030 and MF TH.7035 models and a market-leading flow of 190 l/min on the MF TH.6534, MF TH.7038 and MF TH.8043.

The load-sensing pump that supplies 190 litres of oil per minute on the MF TH.6534, MF TH.7038 and MF TH.8043 offers outstanding capabilities and performance, even at low engine speeds. Therefore, you can work at significantly lower engine speeds, consume less fuel and can count on remarkably shorter working cycles.



High spec boom controls, thanks to 4 electro hydraulic load sensing spool valves, will allow you to simultaneously use 3 functions with high precision. Automatic boom suspension also provides outstanding comfort for all transport applications. Its activation is automatically linked to the speed of the machine.



CONNECTING AND DISCONNECTING is simple thanks to the connector block and its pressure release system. For more demanding implements such as straw choppers and feeding buckets an electric line can be specified, giving a fourth and fifth service.



BUCKET SHAKING is an optional feature coming together with boom float on the Joystick. The operator can now easily empty the implement of sticky materials by pressing the blue switch and moving the joystick at the same time.



MF SMART HANDLING SYSTEM. Min and Max height setting, linked to the angle boom.

MAXIMUM HEIGHT - The driver is now able to set a maximum height of boom head by easily activating a switch on the lateral panel when the required height is reached. It will provide more safety and comfort when operating inside a building or while loading, especially with for less regular users.

The **RETURN TO THE GROUND** feature allows the operator to set a working height. When manually lowering the arm, the boom self-retracts and the boom stops when the working position is reached. Increasing productivity, comfort and preventing soil and implement damage.

POWERFUL AND SMART HYDRAULICS

WE OFFER THE PERFECT RANGE OF ATTACHMENTS TO GO WITH THE MF TH TELEHANDLER SERIES TO BE ABLE TO COPE WITH ALL TYPE OF APPLICATIONS.

Bucket, Digging and Loading

Tackle the toughest digging and material handling tasks with our robust digging and loading buckets. They offer good visibility of the cutting edge, excellent breakout force for digging and easier and faster bucket filling. Available in a range of capacities, with or without teeth.

Pallet Forks

Great for handling bulky or bagged materials such as fertilizer, seed and animal feed. Choice of rigid or floating forks available (with sideshift on the rigid fork frame).

Bale Fork

Use it to efficiently transport and load round bales from the ground onto a trailer or into a bale feeder.

Bucket, Large Capacity

Boosts productivity thanks to its increased roll-back angle to minimize spillage.

Use it to load grain to trucks or to distribute fertiliser.

Bucket with Grapple

The ideal attachment to pick up and handle dirt and soil with overgrowth, branches or other bulky materials that need to be firmly grasped during transport.

Fork with Grapple

This is the easy way to handle loose hay, bedding and manure on the farm and other sites. Use the utility fork by itself or add the hydraulic grapple for more gripping power.

Bale Squeeze Handler with Tubes

All the performance of our tined bale handler but with two hydraulic arms in the form of round tubes to ensure a secure hold on single bales.

Bale Squeeze Handler with Tines

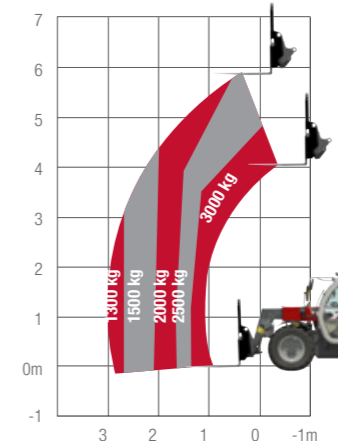
Transport and load up to two round bales from the ground to a trailer or bale feeder. The independent hydraulic arms, each equipped with 4 tines, provide a firm grip.



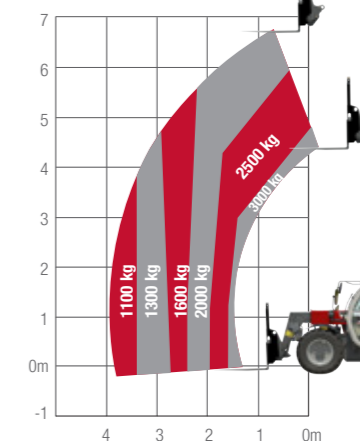
LIFT CAPABILITIES BROUGHT TO NEW HEIGHTS

ILLUSTRATIONS CLEARLY SHOW THAT EACH MODEL OFFERS OUTSTANDING LIFT PERFORMANCE IN ITS RESPECTIVE CLASS

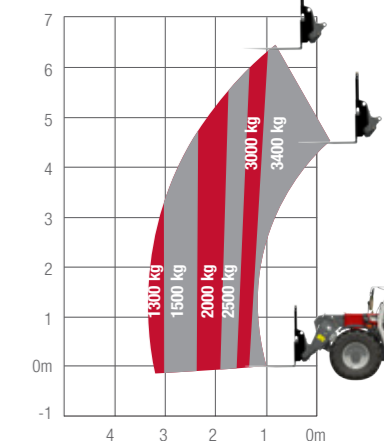
MF TH.6030



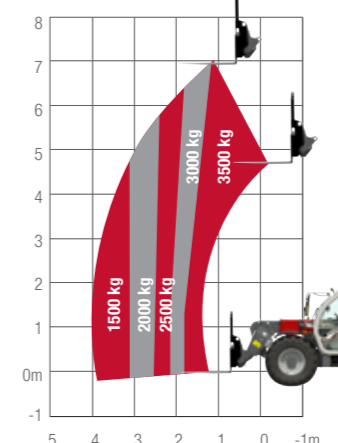
MF TH.7030



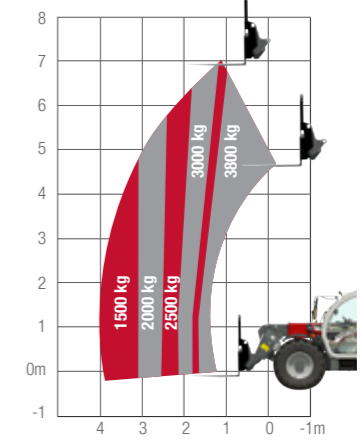
MF TH.6534



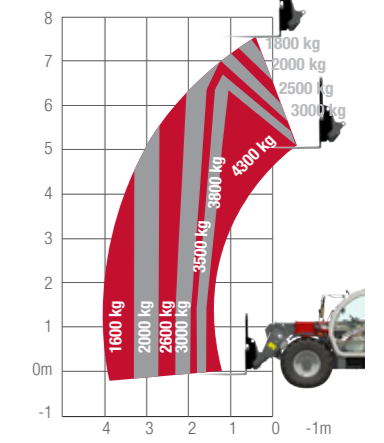
MF TH.7035



MF TH.7038



MF TH.8043



MADE TO MAXIMISE UPTIME

ENHANCED TELEHANDLER OWNERSHIP EXPERIENCE & COMPLETE PEACE OF MIND

Buying, owning and maintaining farm machinery can be complex, so having absolute peace of mind that you have great back-up and support is a hugely important consideration. As a Massey Ferguson customer you are assured of personalised, responsive and friendly support from our network of expert dealers who truly understand your business.



MFCare

FIX YOUR COSTS AND GUARANTEE OPTIMUM PERFORMANCE FOR YOUR MF TH WITH MF CARE.

MF Care service and extended warranty contracts are flexible to suit your payment and operating hours requirements. Regular servicing provides preventive maintenance – picking up any faults before they become a problem, which helps reduce downtime. A full dealer service history using genuine AGCO Parts will also increase the residual value of the machine.

- ▶ Support maximum residual value of your tractor
- ▶ Flexible terms and long-term price packages
- ▶ Available up to 12 months from registration
- ▶ Experienced MF technicians available for on or off-site servicing

	SILVER	GOLD
DETAILS	REGULAR MAINTENANCE CONTRACTS The Service Package includes all prescribed maintenance work on the basis of fixed prices.	EXTENDED WARRANTY Offers security against repair costs (except wear). Tariffs with or without excess available as an option.
MACHINE TYPE	All	All
REGULAR MAINTENANCE*	✓	✓
REPAIR COST	–	✓
DEDUCTIBLE	–	Depends on market conditions

*The list price stated by AGCO refers solely to the extended warranty and doesn't include maintenance.
– Not available

MASSEY FERGUSON OFFERS A COMPREHENSIVE AND EFFICIENT RANGE OF SERVICES

					
6,000 hrs 5 years	3,000 hrs 5 years	50,000 bales 5 years	6,000 hrs 5 years	2,000 hrs 3 years ISOBUS compatible machines only	25,000 bales 3 years

THE MF TH TELEHANDLER SERIES HAS BEEN DESIGNED TO PROVIDE FAST, STRAIGHTFORWARD, EASY AND COST-EFFECTIVE ROUTINE MAINTENANCE.

Less downtime - more work done
Fast, straightforward and easy routine maintenance thanks to the parallel engine installation. Servicing is straightforward and simple thanks to well positioned service points, taking the stress out of maintaining your telehandler and leaving you with more time.

Side opening of the bonnet gives you wide, open access to the engine, air filter, cooling system and air conditioning system, providing quick serviceability to all the major points.



The air filter is removed easily for checking and cleaning. An optional automatic reverse fan is available if required. Just blow out any dust, straw and other material that may become stuck to the cooling package.



Easily lift the hood to check the engine and radiator. All routine engine, hydraulic and transmission service points are easily located for fast and simple maintenance.



Easy to fill diesel and AdBlue® tanks from ground level.



THE
PERFECT
FIT

PARTS AND SERVICE

FROM THE MOMENT YOU PURCHASE YOUR MASSEY FERGUSON MACHINE YOU ARE SUPPORTED BY THE EXPERTISE OF OUR **AFTERSALES TEAM.**

Always by your side to help maximise your profits and efficiency.

Supplying everything you need for your machine to perform at its best.



YOUR MACHINE EXPERTS

You can rely on your Massey Ferguson Dealer for servicing, maintenance and repairs, and trust their advice on the latest accessories and replacement parts.

Your Massey Ferguson Dealer will supply you with all the essentials you need from lubricants and batteries to AdBlue®, and care kits.

With skilled technicians and expert staff, our dealers pride themselves on always delivering excellent customer service.



GENUINE PARTS, GENUINE VALUE

Premium quality parts with best-in-class availability, AGCO Genuine Parts offer excellent value. Engineered to be the perfect fit for your Massey Ferguson. Designed to safeguard your machine's value and protect your uptime.

AGCO Parts are covered by a 12 month warranty, including labour when fitted by a Massey Ferguson Dealer.



AGCO FINANCE

YOUR PARTNER TO GROW YOUR BUSINESS.

As the financial services provider for Massey Ferguson, we help you obtain your MF equipment through our tailored finance and insurance solutions, enabling usage or ownership of the world's best agricultural equipment.

FULL RELIABILITY: 30+ years of agricultural industry experience around the globe.

FULL CONVENIENCE: Conveniently available through your local MF Dealer.

FULL PARTNERSHIP: We are with you along the way, through your entire business cycle.



MASSEY FERGUSON COLLECTION

NOW YOU CAN LOOK AS STYLISH AS YOUR MASSEY FERGUSON.

We have an exclusive range of high quality products to suit you and your activity.

To find out what we have available please login into our online Shop:

Shop.MasseyFerguson.Com

For the above support packages, country terms and conditions apply. Please note all packages may not be available in all markets.

Please check with your local MF Dealer/Distributor.

MAKE THE MF TH YOUR OWN AND AS INDIVIDUAL AS YOUR FARM

	MF TH.6030 MF TH.7030		MF TH.6534 MF TH.7035 MF TH.7038 MF TH. 8043			MF TH.6534 Dyna-CT MF TH.7038 Dyna-CT MF TH. 8043 Dyna-CT	
ENGINE	ESS	EFF	ESS	EFF	EXC	EFF	EXC
Automatic isolator switch	●	●	●	●	●	●	●
Integrated Cyclonic air pre-filter	●	●	●	●	●	●	●
Automatic reverse fan	-	●	-	●	●	●	●
TRANSMISSION							
Hydrostatic (40 Km/h)	●	●	●	●	●	●	●
Inching pedal	●	●	●	●	●	●	●
Power Control Lever (3 functions)	●	●	●	●	●	●	●
Reverse button on joystick	●	●	●	●	●	●	●
Speed Control System	●	●	●	●	●	●	●
Electric Parking Brake	●	●	●	●	●	●	●
Transmission dynamic mode	●	●	●	●	●	●	●
Hand throttle with pedal speed management	○	●	○	●	●	●	●
Stop/Start	-	-	-	-	-	●	●
Dynamic Tractor Management	-	-	-	-	-	●	●
Cruise control	-	-	-	-	-	●	●
Max Speed limiter	-	-	-	-	-	●	●
HYDRAULICS							
All hydraulic function proportional and electro hydraulics	●	●	●	●	●	●	●
Boom 3rd function with adjustable flow	●	●	●	●	●	●	●
Mechanical implement attachment	●	●	●	●	-	●	-
Hydraulic implement attachment	○	○	○	○	●	○	●
Cushion retract	●	●	●	●	●	●	●
Smart Handling System (SHS)	●	●	●	●	●	●	●
Automatic boom suspension	○	●	○	●	●	●	●
Automatic boom suspension, boom float and bucket shaking	-	○	-	○	●	○	●
Continuous 3rd function flow	●	●	●	●	●	●	●
Time delay on the 3rd function (AutoGrab)	-	○	-	○	●	●	●
Boom head 4th & 5th functions (pre-wire)	○	○	○	○	●	○	●
Max and min angle boom setting	●	●	●	●	●	●	●
Rear hydraulic line	-	○	-	○	○	○	○

	MF TH.6030 MF TH.7030		MF TH.6534 MF TH.7035 MF TH.7038 MF TH. 8043			MF TH.6534 Dyna-CT MF TH.7038 Dyna-CT MF TH. 8043 Dyna-CT	
CAB	ESS	EFF	ESS	EFF	EXC	EFF	EXC
Removable floormat	●	●	●	●	●	●	●
Mechanical suspension seat	●	-	-	-	-	-	-
Air pneumatic seat	○	●	●	○	-	○	-
Air pneumatic seat (Heating & automatic setting)	-	-	-	●	●	●	●
Air pneumatic seat (Heating & automatic setting) and Joystick on armrest	-	-	-	○	●	○	●
Air conditioning	○	○	○	●	●	●	●
Phone holder + USB socket	●	●	●	●	●	●	●
Aerial speakers & antenna	●	●	●	●	●	●	●
Radio / Front Aux-in / Bluetooth / USB connector DAB	○	●	○	●	-	●	-
5 " terminal colour display	●	●	●	●	-	●	-
7" terminal colour display, telephone function, radio, and Job management	-	○	-	○	●	●	●
Roof wiper	●	●	●	●	●	●	●
Lateral window wiper	-	-	-	○	●	○	●
Electric mirror with de-icing on right hand side	-	○	-	○	○	○	○
Rotating beacon & Back Up alarm	●	●	●	●	●	●	●
White noise back up alarm	○	○	○	○	○	○	○
Lunch box	-	-	-	-	●	-	●
STEERING							
Four steering modes with automatic alignment	●	●	●	●	●	●	●
Front axle with differential @ 45% limited slip	-	-	●	●	●	●	●

ESS = Essential version ● Standard specification
 EFF = Efficient version ○ Optional
 EXC = Exclusive version - Not available

	MF TH.6030 MF TH.7030		MF TH.6534 MF TH.7035 MF TH.7038 MF TH. 8043			MF TH.6534 Dyna-CT MF TH.7038 Dyna-CT MF TH. 8043 Dyna-CT	
OTHER EQUIPMENT	ESS	EFF	ESS	EFF	EXC	EFF	EXC
Protective grill for windshield (front and roof)	○	○	○	○	○	○	○
Work lights	●	●	●	●	●	●	●
Work lights on boom	○	○	○	○	●	○	●
Road LED lights	-	○	-	○	○	○	○
Work LED lights	-	○	-	○	●	○	●
Tool box	○	○	○	○	○	○	○
Hydraulic trailer brake single line	○	○	-	-	-	-	-
Hydraulic trailer brake dual lines	-	-	○	○	○	○	○
Clevis	●	●	●	●	●	●	●
Quick height adjustment clevis	○	○	○	○	○	○	○
Quick height adjustment automatic clevis	○	○	○	○	○	○	○
Hydraulic pick up hitch	○	○	○	○	○	○	○
BUCKET							
Digging bucket	○	○	○	○	○	○	○
Light material bucket	○	○	○	○	○	○	○
Pallet fork	○	○	○	○	○	○	○
Bale spike	○	○	○	○	○	○	○
Grapple bucket	○	○	○	○	○	○	○
Grapple fork	○	○	○	○	○	○	○
Bale handler (teeth or tube)	○	○	○	○	○	○	○

Every effort has been made to ensure that the information contained in this publication is as accurate and current as possible. However, inaccuracies, errors or omissions may occur and details of the specifications may be changed at any time without notice. Therefore, all specifications should be confirmed with your Massey Ferguson Dealer or Distributor prior to any purchase.

TECHNICAL SPECIFICATIONS

Loader performance (norm EN 1459: 1998 Annex B)		MF TH.6030	MF TH.7030	MF TH.6534	MF TH.7035	MF TH.7038	MF TH.8043			
MAX. LIFT CAPACITY										
at ground level	kg	3,000	3,000	3,400	3,500	3,800	4,300			
at full lift height	kg	2,500	2,000	3,400	3,500	3,800	2,600			
at load configuration 2m length @ 4 m height	kg	2,000	2,000	3,000	3,000	3,000	3,000			
Breakout force	kN	3,600	3,600	6,200	6,200	6,200	7,000			
Max. lift height	m	5.9	6.7	6.5	7	7	7.5			
Forward reach - boom extended	m	3.13	3.9	3.4	4	4	4.1			
HYDRAULIC SYSTEM										
Boom - gear pump capacity	l/min	100	100	190	100	190	190			
TRANSMISSION										
Type		Hydrostatic		Hydrostatic	Dyna-CT	Hydrostatic	Hydrostatic	Dyna-CT	Hydrostatic	Dyna-CT
Mechanical gears		-	-	2	-	2	2	-	2	-
Hydraulic speeds		2	2	2	-	2	2	-	2	-
1st gear speed*	km/h	9.7	9.7	6	40	6	6	40	6	40
2nd gear speed*	km/h	40	40	12	-	12	12	-	12	-
3rd gear speed*	km/h	-	-	18	-	18	18	-	18	-
4th gear speed*	km/h	-	-	40	-	40	40	-	40	-
ENGINE										
Capacity/no. cylinders	l/n°	3.4/4	3.4/4	3.4/4	3.4/4	3.4/4	3.4/4			
Injection		Common rail	Common rail	Common rail	Common rail	Common rail	Common rail			
ISO hp @ 2400 rev/min	hp	100	100	135	100	135	135			
Max. torque (ISO 14396)	Nm	430	430	500	430	500	500			
Fuel tank capacity	litres	115	115	138	138	138	138			
TYRES										
Standard		405/70 R 20	405/70 R 20	460/70R24	460/70R24	460/70R24	460/70R24			
Optional		400/70 R 24	400/70 R 24	500/70R24	500/70R24	500/70R24	500/70R24			
BRAKES										
Oil immersed										
WEIGHTS										
Weight, without implement, 24" tyres	kg	5,555	5,920	6,635	7,415	7,530	8,180			
CYCLE TIME (SEC) @ MAXIMUM ENGINE RPM										
Lift time		5.3	5.3	4.9	8	4.9	6.5			
Lower time		4	4	4.3	6	4.3	5			
Telescope out		5	6.3	3.7	7.1	4.8	5			
Telescope in		3.6	4.2	4	6.5	4.9	4.5			
Crowding time		2.5	2.5	2.3	3	2.3	2.3			
Dumping time		2.4	2.4	2.5	2.7	2.5	2			

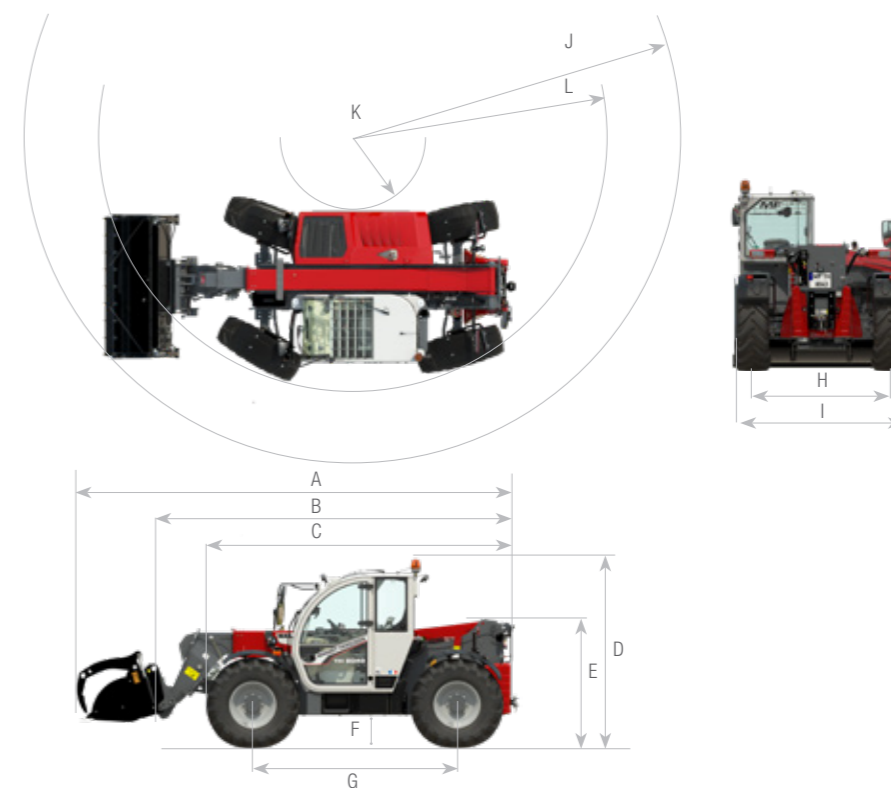
* with max speed specified machine

Dimensions

	MF TH.6030	MF TH.6030	MF TH.7030	MF TH.7030	MF TH.6534*	MF TH.7035* MF TH.7038*	MF TH.8043*
	Standard cab	Low position cab	Standard cab	Low position cab			
A	5,712		6,240		5,874	6,074	6,180
B	4,507		5,063		4,669	4,869	4,975
C	4,035		4,185		4,145	4,145	4,246
D	2,334*/2,250**	2,184*/2,100**	2,334*/2,250**	2,184*/2,100**	2,457	2,457	2,457
E	1,671*/1,587**		1,671*/1,587**		1,752	1,752	1,770
F	348*/264**		348*/264**		430	430	430
G	2,820		2,820		2,870	2,870	2,870
H	1,666		1,666		1,895	1,895	1,895
I	2,100		2,100		2,300	2,300	2,300
J	4,817*/4,689**		5,090*/4,975**		4,800	4,944	4,901
K	1,556*/1,383**		1,556*/1,383**			1,111	
L	3,875*/3,717**		3,875*/3,717**			3,714	


All measurements in mm

*24" tyres **20" tyres





**A NEW ERA
FOR STRAIGHTFORWARD AND
DEPENDABLE AGRICULTURAL
TELEHANDLERS**





www.MasseyFerguson.co.uk

www.facebook.com/masseyfergusonUK

x.com/MF_EAME

[Instagram.com/MasseyFergusonGlobal](https://www.instagram.com/MasseyFergusonGlobal)

www.YouTube.com/MasseyFergusonGlobal



MASSEY FERGUSON® is a worldwide brand of AGCO.
© AGCO SAS. 2025 | A-A-17378 | English



MASSEY FERGUSON

BORN TO **FARM**