

MF IDEAL

476 – 647 HP

YOUR HARVEST
GAME CHANGER



MASSEY FERGUSON

BORN TO **FARM**



MACHINE OF THE YEAR 2018



reddot award 2018
best of the best



AWARD-WINNING HARVESTING
Silver Medal for Innovation from the DLG (German Agricultural Society) in September 2017
Machine of the Year 2018 title in the combine harvester category
Public Vote Award at Germany's Agritechnica Show, 2018
The Red Dot Award for design and innovation, 2019

IDEAL



JOIN THE MF IDEAL REVOLUTION

It's a satisfying moment when you look out onto ripened crops and know that you are ready to go with the harvest. Then it's all down to you and your combine to turn all those months of work into a profitable income.

For larger, professional farms and contracting operations the multi award-winning 476-647hp MF IDEAL combines are the perfect package. Fully connected and with unique new features, these combines excel in every area, offering superb grain and straw quality, massive outputs, super-fast operation, outstanding driver comfort, total efficiency, and the ability to carry out almost any changes to settings on the move from the cab.

One of the key tools used to develop the perfect combine was our 'Voice of the Customer' study. This involved in-depth, one-to-one interviews with 60 customers and operators in 12 countries, followed by a further study featuring 500 users to ascertain exactly what they needed. Those involved were people just like you – whose livelihoods depend on bringing home the harvest.

Matched with an MF PowerFlow header, the MF IDEAL, with its large threshing area and a massive integral grain-tank which unloads at the industry's fastest rate, will get your crops out of the field, in peak condition in the quickest time, and at the lowest possible cost.

THE THRESHING SYSTEM



10

HIGH TANK CAPACITY



16



18

THE VISION CAB

14

EFFECTIVE RESIDUE MANAGEMENT

36

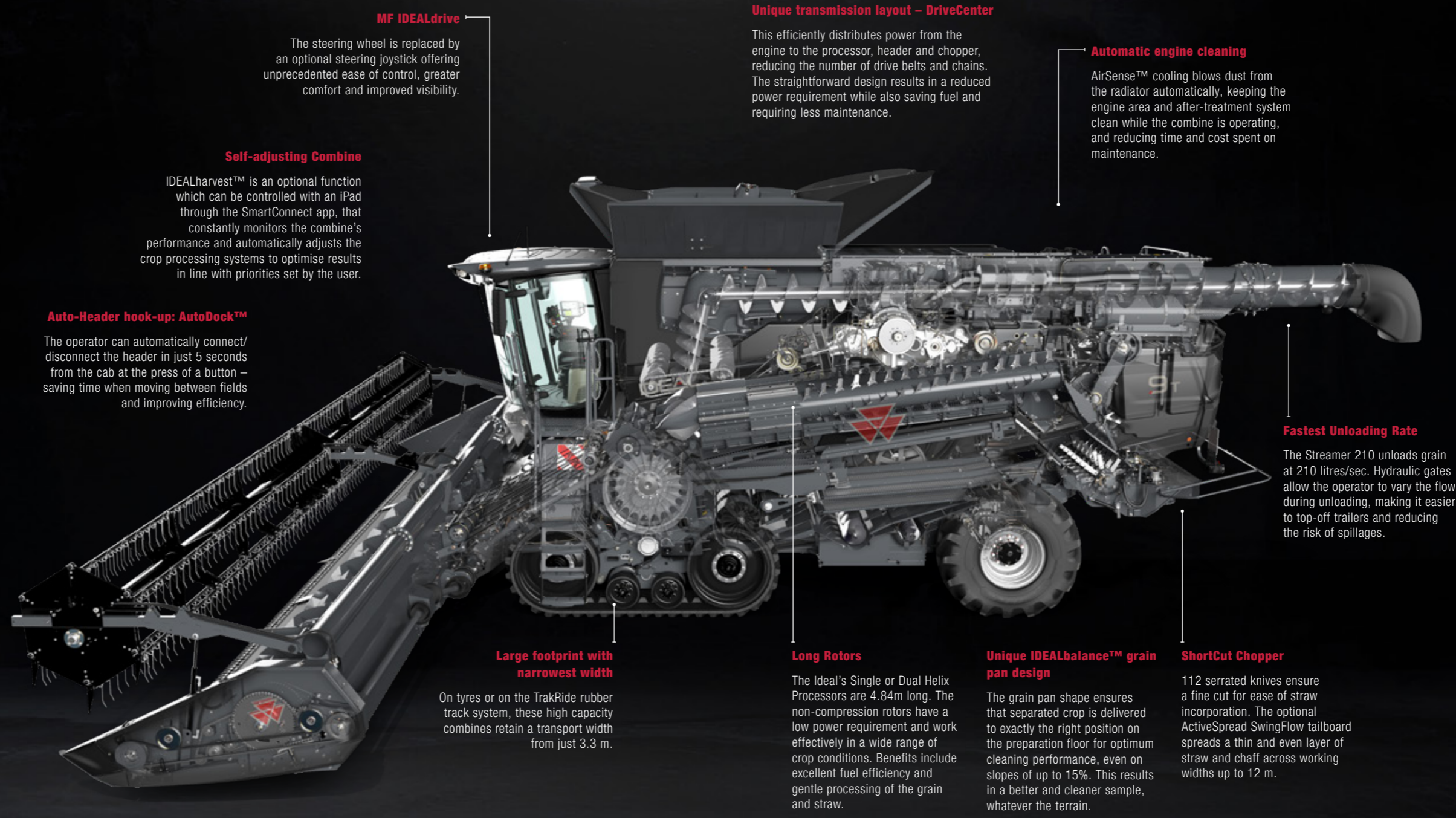
MADE FOR SMART FARMING & CONNECTIVITY

Built to Meet Your Demands	4
Your MF IDEAL Table	6
The Threshing System	10
Effective Residue Management	14
High Tank Capacity	16
The Vision Cab	18
Efficient Cooling	28
Paralevel System	34
Made for Smart Farming & Connectivity	36
Parts & Services	42
MF IDEAL – Options & Specifications	46



BUILT TO MEET THE NEEDS OF THE MOST DEMANDING HARVESTS

Model	Max power (hp/kW)	Grain tank capacity (litres)	Unloading speed (litres/sec)	Header size (metres)
MF IDEAL 7 / 7T	476/355	Up to 17,100	Up to 210	7.7–10.7
MF IDEAL 7 PL	476/355	12,500	140	7.7–9.2
MF IDEAL 8 / 8T	538/401	Up to 17,100	Up to 210	9.2–12.2
MF IDEAL 8 PL	538/401	12,500	140	9.2–12.2
MF IDEAL 9 / 9T	647/483	Up to 17,100	Up to 210	10.7–12.2
MF IDEAL 9 PL	647/483	12,500	140	10.7–12.2



MF IDEALdrive

The steering wheel is replaced by an optional steering joystick offering unprecedented ease of control, greater comfort and improved visibility.

Self-adjusting Combine

IDEALharvest™ is an optional function which can be controlled with an iPad through the SmartConnect app, that constantly monitors the combine's performance and automatically adjusts the crop processing systems to optimise results in line with priorities set by the user.

Auto-Header hook-up: AutoDock™

The operator can automatically connect/disconnect the header in just 5 seconds from the cab at the press of a button – saving time when moving between fields and improving efficiency.

Unique transmission layout – DriveCenter

This efficiently distributes power from the engine to the processor, header and chopper, reducing the number of drive belts and chains. The straightforward design results in a reduced power requirement while also saving fuel and requiring less maintenance.

Automatic engine cleaning

AirSense™ cooling blows dust from the radiator automatically, keeping the engine area and after-treatment system clean while the combine is operating, and reducing time and cost spent on maintenance.

Fastest Unloading Rate

The Streamer 210 unloads grain at 210 litres/sec. Hydraulic gates allow the operator to vary the flow during unloading, making it easier to top-off trailers and reducing the risk of spillages.

Large footprint with narrowest width

On tyres or on the TrakRide rubber track system, these high capacity combines retain a transport width from just 3.3 m.

Long Rotors

The Ideal's Single or Dual Helix Processors are 4.84m long. The non-compression rotors have a low power requirement and work effectively in a wide range of crop conditions. Benefits include excellent fuel efficiency and gentle processing of the grain and straw.

Unique IDEALbalance™ grain pan design

The grain pan shape ensures that separated crop is delivered to exactly the right position on the preparation floor for optimum cleaning performance, even on slopes of up to 15%. This results in a better and cleaner sample, whatever the terrain.

ShortCut Chopper

112 serrated knives ensure a fine cut for ease of straw incorporation. The optional ActiveSpread SwingFlow tailboard spreads a thin and even layer of straw and chaff across working widths up to 12 m.

VIRTUAL REALITY



USE YOUR SMART PHONE TO STEP INSIDE THE MF IDEAL



◀ STEP 1
Use a QR code reader app. Download it for free from iTunes or the Android Play store.



◀ STEP 2
Open the app and scan this QR code...



◀ STEP 3
...and step inside your Massey Ferguson combine.

Live the eXperience in 2D, moving your smartphone around in all directions or using your fingers.



◀ STEP 4
Live the full VR 3D Experience by clicking on the dedicated icon and use in combination with a pair of VR glasses.

YOUR **MF IDEAL** TABLE

THE HEADER IS CRITICAL TO YOUR COMBINE'S PERFORMANCE.

WITH A LIFETIME OF EXPERIENCE, MASSEY FERGUSON OFFERS YOU THE SUPERB POWERFLOW TABLES IN CUTTING WIDTHS FROM 7.7 m TO 12.2 m.

HIGH PERFORMANCE

The Schumacher knife is one of the best performing cutterbars in the business - operating at 1,220 cuts per minute. Self-cleaning and consistently sharp; it keeps the crop moving in tough conditions.

The knife is a massive 1.14 m ahead of the table auger so vision and performance are optimised. The rugged PowerFlow belts carry the crop away from the knife and into the main crop elevator at a consistent speed. The belts also deflect stones rather than carrying them into the machine, reducing the risk of damage.



TABLE-LEVELLING UNDER CONTROL

TerraControl II provides a mix of automatic header functions including table-levelling, ground-contour following and headland management. All functions are controlled from the main joystick. Small changes to the cutting height can be made quickly and easily to achieve an even feed in varying conditions. The automatic reel speed and reel position function reduces the operator's work-load, allowing them to focus on getting the best performance from the machine.

INCREASE OUTPUT NO MATTER THE CROP

Two optional electric side knives are available for rape seed harvesting.

THE BEST
**HEADER
 CONNECTION**
 FOR THE BEST
**HEADER
 PERFORMANCE**
 – IN ALL CONDITIONS



AUTODOCK™

The unique AutoDock™ table hook-up option saves time, improves safety, and minimises effort for the operator. When hooking-up the table from a header trailer or from the ground, the operator simply presses a button in the cab and all the connections - mechanical, electrical and hydraulic, are made automatically by a robotised process. The operator remains clean and safe in the cab and the machine is quickly ready to commence harvesting.

HIGH FEED RATE


The crop elevator achieves high feed rates while handling the crop gently and all models come with four feed chains for even higher crop feeding capacity. Identification codes carried on each attachment mean they are instantly 'recognised' and the most recent working settings are automatically applied.

ALWAYS FLAT TO THE GROUND

The optional adjustable header cutting angle provides perfect feeding in all conditions, including in laid crops and on slopes. Using the two hydraulic cylinders at the bottom of the crop elevator housing, you can set the angle between the crop elevator and the header from the comfort of the cab. The angle of rotation is close to the front feeding drum, so the crop flow from the header to the feeder house remains optimal in all positions.



AutoDock™ - connect the header in only 5 seconds



Scan and watch
 the video for more
 information

PLENTY OF POWER FOR
 YOUR HEADER
 THE MF IDEAL PROVIDES
**MULTIPLE
 HEADER
 TRANSMISSION
 CHOICES:**

- ▶ A fixed speed drive with 100 or 135 kw power transfer to the header
- ▶ A variable speed drive with 135 or 220 kw power transfer to the header, suitable for maize headers
- ▶ With a variable header drive, the two-speed feeder chain is provided. The speed change is a tool-less adjustment for better crop quality, especially in dry conditions




HIGH OUTPUT, LOW LOSSES AND STRAW QUALITY PRESERVED

THE MF IDEAL'S LOW COMPRESSION AND EXTRA-LONG ROTORS ARE GENTLE ON STRAW AND AVOID DAMAGE TO THE GRAIN.

THE SINGLE HELIX - MF IDEAL 7- OR DUAL HELIX - MF IDEAL 8 AND MF IDEAL 9 - THRESHING SYSTEMS USE LOW PRESSURE ROTORS WHICH MAXIMISE SPACE AVAILABLE FOR THE STRAW TO EXPAND AND RELEASE THE GRAIN. The length of crop travel and the fact that the straw falls by gravity keeps the power requirement to a minimum and reduces damage to the straw. The 4.84 m rotor length and the extensive 1.66 m² threshing area also allows high outputs with low grain loss.

Compared to other systems, the Dual Helix processor requires as little as half the power to operate in a variety of crop conditions. Yet, while the rotor is exceptionally efficient, its threshing and separating performance is best-in-class.

The MF IDEAL's highly effective concave design provides great flexibility for working in a wide variety of crops. Four different concave options ensure users can achieve best possible performance in all crops and harvesting conditions. The concave's modular construction allows convenient removal and replacement of individual sections through the lateral inspection doors, and without the need to remove other components. There is no need for mechanical adjustment after sections have been replaced, and multiple combinations of concave section types can be used to optimise the separating performance.



Scan and watch the video for more information




▲ **Single or double helix threshing system.**
The MF IDEAL's extra-long, low compression rotors gently process the crop avoiding damage to the grain and leaving the straw in excellent condition.

BALANCED FLOW –
ALWAYS
**MAXIMUM
PERFORMANCE**

“ Lower grain losses and
cleaner samples – even
on slopes up to 15% ”



THE MF IDEAL COMBINES ARE FITTED WITH THE UNIQUE IDEALBALANCE™ GRAIN-PAN SYSTEM. With no extra moving parts, the two specially-shaped under-rotor pans (single pan for MF IDEAL 7) allow full cleaning performance to be maintained even on slopes up to 15%. The grain mix is always placed in exactly the right position at the front of the separation pan so that the entire length and area is available for optimum cleaning. All sections of the sieve box and fan can operate at maximum capacity so that clean samples are achieved at high work rates and in the heaviest crops.




TRIPLE FAN, HIGH-PRESSURE CLEANING

The Cyclone triple fan cleaning system uses a blast of high-pressure air through two blast gates to efficiently remove light material - contributing to the MF IDEAL's impressively clean sample. Hydraulic fan drive removes the need for belts and a belt variator, and allows simple and stepless fan speed control between 150 – 1,350 rpm to suit a wide range of working conditions and crop types.

THE 4-CHANNEL CLEANING SYSTEM

Advantages of the 4-channel cleaning system include a higher capacity material flow, especially in high yielding crops, while the WavePans - curved double cascade - enhance grain and chaff segregation before the ventilated steps. Removable plastic sections facilitate cleaning of the preparation pan when harvesting crops such as oil seed rape or soy-beans.




EFFECTIVE RESIDUE MANAGEMENT

“ The MF IDEAL chopper leaves straw and chaff residues in the best possible state for incorporation ”

THE NEW CHOPPER DESIGN IS CAPABLE OF EVEN DISTRIBUTION ACROSS A WIDER AREA.

This is because material spread from the ShortCut chopper can match the full header width, using the unique low power requirement ActiveSpread SwingFlow distributor. This consists of two, small-diameter, hydraulic-driven spinning discs and three deflectors which swing continuously side to side to efficiently create a homogenous spread pattern.




Scan and watch
the video for more
information

FINE CHOP QUALITY

The ShortCut chopper with 112 knives is standard for MF IDEAL 8 and MF IDEAL 9 models, while the MF IDEAL 7 has the 56-knife BaseCut chopper as standard, but can also be specified with the ShortCut chopper as an option. Both choppers have adjustable counter knives with five settings which can be selected without using tools. This allows the operator to adjust the chop along with the power required and minimise fuel consumption. Three chaff spreader distribution modes include - spreading within the straw rows while swathing for baling; mixing with the straw for distribution through the chopper; or directed to the two sides away from the swath. Optional ActiveSpread SwingFlow allows spreading of the residues over the full cutting width.

CHOP OR DROP

Selecting between chopping and swathing the straw is quick and convenient. Manual chopper activation is standard, but for situations where users frequently switch between dropping and chopping the straw – electronic activation from the cab adds convenience and saves time.



▲ ShortCut chopper - powerful spreading and easy to adjust

AUGER LENGTHS

A CHOICE OF UNLOADING AUGER LENGTHS INCLUDES VERSIONS TO SUIT THE WIDEST HEADERS – ALLOWING FULL COMPATIBILITY WITH CONTROLLED TRAFFIC FARMING (CTF) REGIMES.

7.6 m
9.2 m
10.6 m




HIGH CAPACITY & MAXIMUM PRODUCTIVITY




The MF IDEAL comes with a choice of two sizes of grain tank. Standard on MF IDEAL 9, and an option for the MF IDEAL 7 and MF IDEAL 8 models – the Streamer 210 version holds a massive 17,100 litres and unloads at up to 210 litres/sec, which means a full tank is emptied in only 81 seconds. The Streamer 140 is standard on MF IDEAL 7 and MF IDEAL 8 models, and an option for the MF IDEAL 9. This features a 12,500-litre tank with unloading speeds up to 140 litres/sec - allowing the full tank to empty in only 90 seconds.

Both versions come with an adjustable unloading rate – controlled hydraulically from the cab and making it easier to top-off trailers with a reduced risk of spillage.

An optional adjustable spout, electrically controlled from the multifunction lever, allows precise flow direction control of grain into the trailer.



▲ Adjustable unloading rate

	 VOLUME litres	 FLOW SPEED litres/sec	 SECONDS TO EMPTY full grain tank
STREAMER 210	17,100	210	81
STREAMER 140	12,500	140	90

THE VISION CAB

EXCEPTIONAL COMFORT AND VISIBILITY

The Vision Cab was already quiet, but latest versions have upgraded noise insulation for an even quieter working environment – down to just 73 db. There are new storage compartments, new iPad and phone-holders and new USB ports to conveniently charge your devices.



The clear dashboard keeps vital operating data, for example grain losses, in constant view. The ability to move the main TechTouch terminal up to 90° to the operator's right further enhances the view of the header.

Narrow cab pillars ensure a fantastic panoramic view with excellent all-round visibility through a massive glass area of 5.75 m². Many operator tasks now have short-cuts for easier operation. LED lights, single rear-view or multiple camera options improve visibility during long working days.

- ▶ Foot-rests for a more comfortable leg position
- ▶ Powerful cooling and heating system with 12 air-outlets with a wide range of adjustments
- ▶ Standard wide front-screen sun visor integrated within the cab roof. Two additional sun-visor at the side windows can be added as an option
- ▶ 4 x 150 watt, automotive-quality speakers ensure great sound distribution and quality for the radio and media

Standard seat:

- ▶ Air-suspended
- ▶ Fabric material
- ▶ Six different adjustments

Deluxe seat:

- ▶ Leather material for both seats (operator and passenger)
- ▶ Ventilated seat
- ▶ Lumbar support, electrical adjustment



Standard rear-view camera

Plenty of space and comfort for a passenger



Deluxe seat

28.5 litre food and drinks cooler under the passenger seat



“Offering unprecedented visibility and control, MF IDEALdrive is proven to greatly improve operator comfort and productivity”

A NEW WAY TO HARVEST

WITH THE UNIQUE MF IDEALDRIVE, OPERATORS HAVE AN UNPRECEDENTED LEVEL OF MACHINE CONTROL AND THE BEST POSSIBLE VIEW OF THE HEADER.

The new option replaces the conventional steering wheel with a joystick on the left armrest to control the steering, while the combine controller on the right varies the speed and direction.

Intuitive and straightforward, the controls usually clustered on the steering column are now on the joystick at the operator's fingertips. Buttons on the top of the steering joystick operate turn signals in road mode and row-finder lights in field mode; buttons on the back engage the guidance, switch lights from high-beam to dipped, and another sounds the horn.

Comfort and visibility moves up another level with this feature. The operator sits back comfortably in the seat with their feet on the foot pegs, with an uninterrupted view to the front and across the header. The joystick increases productivity by 6% compared to conventional steering, while the operator's driving workload is reduced by 65%.*

Available as an option on MF IDEAL TrakRide; MF IDEALdrive is fully homologated in compliance with EU regulations and National Approvals if any apply.



*Study conducted at Aalborg University, in Denmark.

GET THE BEST FROM YOUR
MACHINE WITH
**OPERATOR-FRIENDLY
CONTROLS**
AT YOUR FINGERTIPS



Cruise speed selection /
Gates control

Drive activation

Power grip lever
PowerGrip Multifunction lever falls naturally to hand. Sitting on top of the armrest it contains all the switches for the commonly used controls. The armrest can also be raised and moved forward to suit the operator, using two levers on the right-hand side of the console.

lpad support (optional)

Headland management

Reel controls

Guidance engagement

Automatic stop

Header position

Unloading auger open/close and engagement

Automatic header height control engagement

Engine speed setting

Levelling controls

Hook-up mode / Road mode

Neutral selection / Differential lock

Rotor speed

Concave clearance

Fan speed

Vertical knives activation

HI/LOW gear selection

Park brake engagement

4WD engagement*

Processor engagement

Header engagement

Phone holder with battery charger (optional)

Grain tank covers open/close

Unloading gates adjustment

Straw distribution settings

Sieves settings

TechTouch Terminal
Perfectly in view and reach is the TechTouch terminal, providing all the relevant performance information and settings for the combine. Touchscreen controls with clear definition are easy to use and adjust.

Keypad
The soft touch keypad, located directly to the right side of the armrest, is used to operate the commonly used combine functions. The soft, raised keys lead directly to the individual menus on the TechTouch terminal.

*Optional

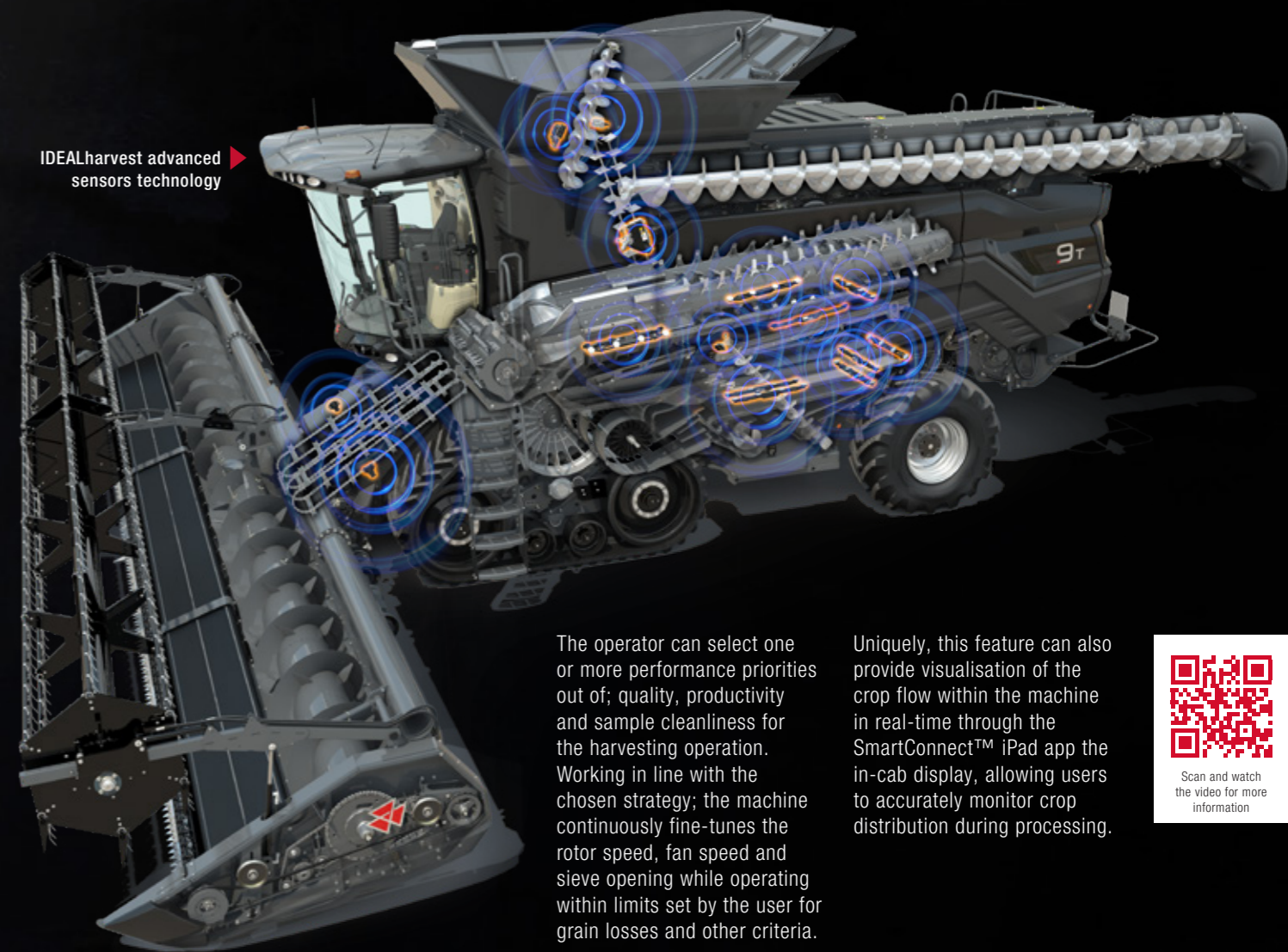
AUTOMATIC OPTIMISATION

BASED ON REAL-TIME
RESULTS



IDEALharvest automatically optimises harvesting performance in line with selected priorities while reducing the driver's workload. **THE OPTIONAL SYSTEM USES DATA FROM A GRAIN QUALITY CAMERA AND UNIQUE ACOUSTIC SENSORS WHICH MONITOR CROP PROGRESS THROUGH THE THRESHING AND CLEANING SYSTEMS.** The user-friendly IDEALharvest dashboard can be displayed on the TechTouch Terminal or on the SmartConnect™ iPad app, making it easy for the user to work with the system to optimise results.

IDEALharvest advanced sensors technology



The operator can select one or more performance priorities out of; quality, productivity and sample cleanliness for the harvesting operation. Working in line with the chosen strategy; the machine continuously fine-tunes the rotor speed, fan speed and sieve opening while operating within limits set by the user for grain losses and other criteria.

Uniquely, this feature can also provide visualisation of the crop flow within the machine in real-time through the SmartConnect™ iPad app the in-cab display, allowing users to accurately monitor crop distribution during processing.



Scan and watch the video for more information

TURN NIGHT INTO DAY

Well-positioned lights turn night into day, ensuring that when crops are ready and conditions are good there is always great visibility for harvesting to continue in comfort. The optional LED lighting package provides even brighter all-around illumination – making it easier to maximise harvesting performance and reducing operator fatigue during the longest working days. Whichever light package is fitted – convenient operation of all the lights is available through the dedicated Light Control Panel, or the main touch-screen terminal.



EFFICIENT COOLING WITHOUT MANUAL CLEANING


THE MF IDEAL AIRSENSE COOLING SYSTEM MAINTAINS A PERFECT ENGINE OPERATING TEMPERATURE EVEN IN THE DUSTIEST CONDITIONS.



A large, 950 mm automatic reversing fan alternates between sucking and blowing to keep the radiator and top intake screen clear of dust and debris. The air travel direction alternates by adjusting the fan blade pitch angle – with control dependent on temperature and time. The constant cleaning action and cooling performance are so reliable that no manual cleaning is needed during the whole harvesting season.



Up to **647 HP**



LOW MAINTENANCE COSTS

AIR SENSE COOLING

MADE FOR POWER & EFFICIENCY

The MF IDEAL combine's Stage V engine uses highly efficient SCR (Selective Catalytic Reduction), plus EGR, DOC and SC (Soot Catalyst) as the main exhaust after-treatment technology. Its industry-leading design is one of the reasons we can promise you some of the lowest running costs in the market.

Consistent, reliable harvesting performance in all conditions is ensured, thanks to the engine's long, flat torque curve specifically designed for constant power delivery under load. Operating at only 1,900 rpm, and with power delivered through the highly efficient driveline, the MF IDEAL design also saves fuel, increases harvesting efficiency and reduces costs.


ALL-IN-ONE AFTER-TREATMENT
with closed ventilation system ensures a constant low temperature

SIMPLE, EFFICIENT **POWER DISTRIBUTION**

To effectively transfer maximum power, the unique MF IDEAL DriveCenter transmission was created. This highly efficient gearbox is mounted directly to the engine, and distributes power to the ground drive transmission, crop processor and cleaning systems, header and hydraulic pumps. Smooth drive engagement is ensured by electro-hydraulic clutches.

Advantages of the MF IDEAL DriveCenter design include reduced numbers of chain and belt drives. Only one chain and 13 belts are used on the entire machine. Using direct, mechanical drives instead optimises efficiency and reduces the need for maintenance and downtime.

The MF IDEAL DriveCenter transmission has an alloy housing for light weight and strength, and the oil bath lubrication system is quickly and conveniently checked from the ground through sight gauges.



CUSTOMER BENEFITS INCLUDE
**A STRAIGHTFORWARD
AND EFFICIENT POWER
TRANSMISSION - FOR MAXIMUM
RELIABILITY, A LOWER
MAINTENANCE REQUIREMENT
AND REDUCED FUEL
CONSUMPTION.**



GROUND PROTECTION, OPERATOR COMFORT, **FAST AND CONVENIENT ROAD TRANSPORT**

Flotation is key to preserving soil integrity. A light footprint is assured with TrakRide, a completely new suspended rubber track system designed by our engineers. A range of track widths suits different operations and conditions, while ensuring maximum operator comfort and making a significant contribution to minimising soil compaction.

A major advantage of the MF IDEAL design is that whether equipped with tyres or tracks, it can meet an overall width requirement of only 3.3 m for road transport. Time is saved moving between work locations by a 40 kph maximum travel speed.

With overall widths starting at less than 3.3 m, the combine does not require an accompanying vehicle to meet stringent local road traffic laws which saves on logistics' support costs.

With its clever, straightforward design and automated processes, the MF IDEAL means that you can look forward to lower fuel costs, faster and more productive working, high quality grain samples, reduced in-field traffic, as well as easy maintenance and servicing.



AVAILABLE WIDTHS

3.3 M
3.5 M
3.8 M

EXCEPTIONAL
PERFORMANCE ON THE
STEEPEST SLOPES


140%

ON TRANSVERSAL



For those with a higher proportion of slopes, **A PARALEVEL VERSION OF EACH MF IDEAL MODEL IS AVAILABLE.** These have a special axle arrangement which automatically keeps the whole machine level on slopes up to 14%. ParaLevel versions are equipped with a 12,500 litre grain tank and the Streamer 140 unloading auger which operates at 140 litres/sec. The renowned ParaLevel system adjusts the front axles automatically and smoothly to compensate for ground contours and keep the crop processing systems level, to maintain optimum threshing, separation and cleaning performance as well as maximum productivity in hilly areas.

WHATEVER YOUR HARVEST
OPERATION, WHATEVER YOUR
CROP, THE MF IDEAL CAN MAKE A
TANGIBLE DIFFERENCE, DELIVERING
SIGNIFICANT GAINS IN PRODUCTIVITY
AND OUTPUT.



▲
Smooth levelling controlled using proportional hydraulic valves increases the machine performance on steep slopes

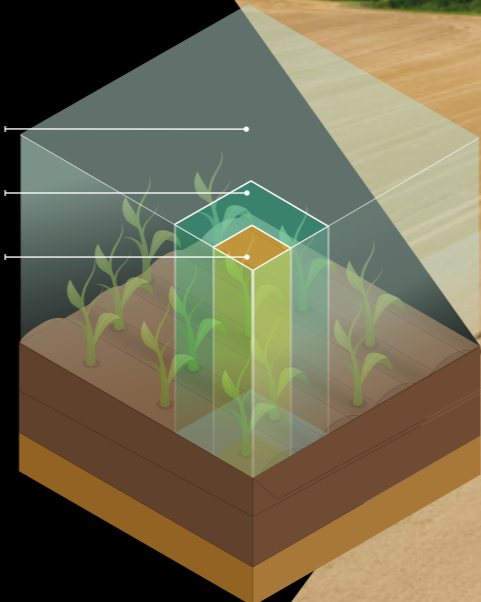
MFguide

MADE FOR SMART FARMING & CONNECTIVITY

USING THE LATEST TECHNOLOGY, THE MF GUIDE OPTION CAN STEER YOU THROUGH TO HIGHER PERFORMANCE, OPTIMISING FIELD WORKING STRATEGIES AND KEEPING YOU ON TRACK. Easily set from the terminal, MF Guide offers standard steering accuracy down to 5 cm, or an RTK signal can be used for even greater precision if required. The automatic steering system leaves the operator free to focus on getting the best from the whole machine. A button on the multifunction joystick immediately re-engages the steering system after each headland turn.

The terminal can provide performance information through resettable trip counters which gather data such as the area harvested, fuel used, and the time taken. Field names can be created to make management simpler and allow the operator to gain useful information regarding the machine's performance.

- 15-30cm: Novatel/Trimble Standard
- 4-15cm: Novatel/Trimble optional correction signals
- 2cm: Novatel/Trimble RTK





xFILL™ TECHNOLOGY
Should you lose your signal due to the terrain, MF Guide continues to work reliably for up to 20 minutes without a correction signal thanks to Trimble®-xFill™ technology.



“The new MF AutoTurn option automates headland steering manoeuvres, reducing operator effort and increasing harvesting efficiency by up to 26%. ”



RTK Corrections



NovAtel®

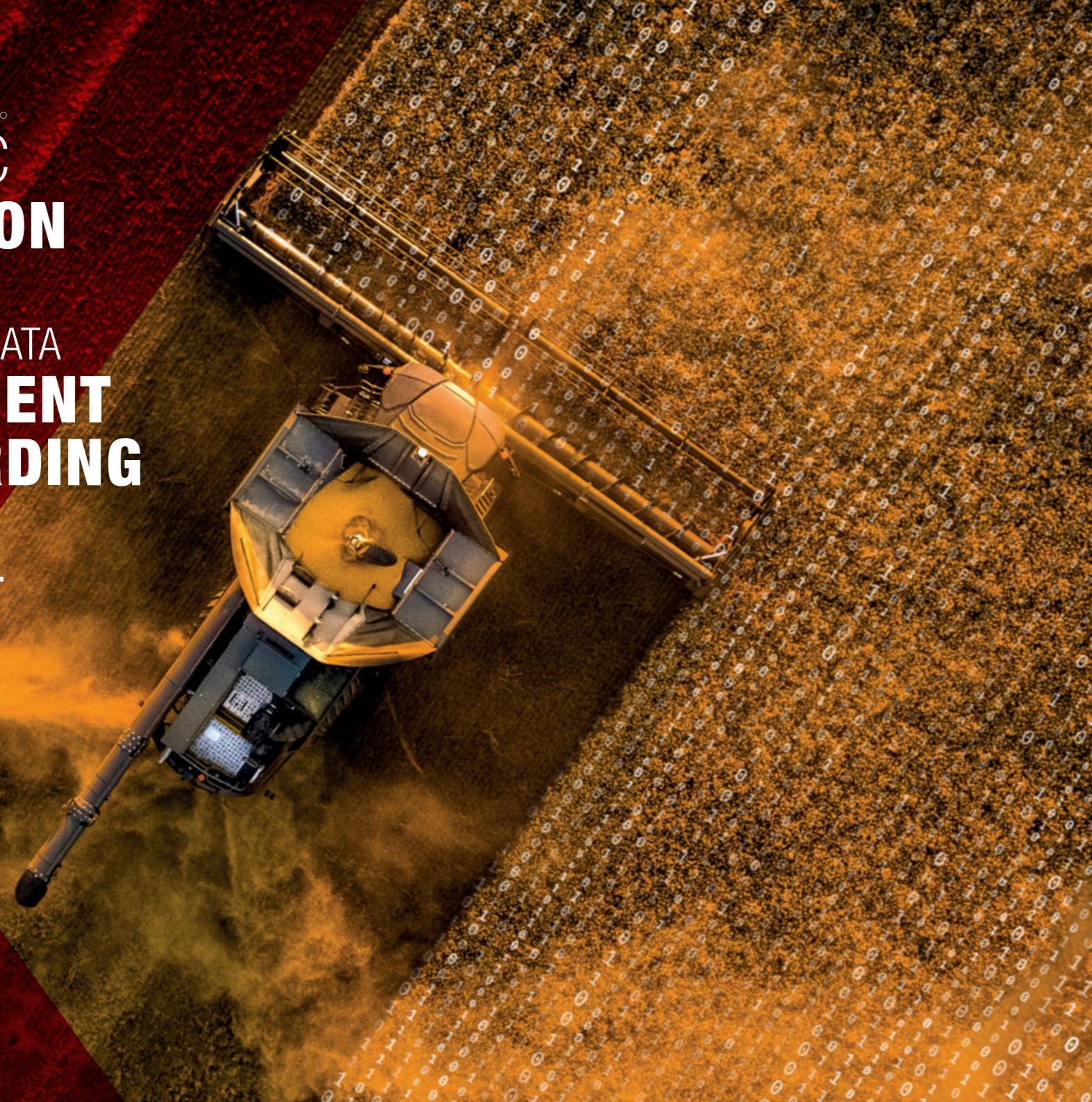


Trimble®

CHOICE OF RECEIVERS & CORRECTION SIGNALS

With the new MF Guide, there are now two different receiver systems available: NovAtel® and Trimble®. Existing Trimble® RTK infrastructures on the farm, such as NTRIP, can continue to be used. Talk to your local Massey Ferguson Dealer or Distributor to find out more.

MFtask doc
INFORMATION
IS POWER,
 WITH ACCURATE DATA
MEASUREMENT
AND RECORDING
 ENABLING BETTER
 DECISION MAKING.



The MF TaskDoc™ order-based documentation system will improve farm efficiency, helping farmers to become more productive through the knowledge brought by putting precision-measured data at the business owner's fingertips.

LIVE YIELD MAPPING

Using GPS location data, the live yield mapping function gives the MF IDEAL operator a real-time view of the harvested yield on the display terminal. This can highlight crop performance variations for specific areas while harvesting is progressing, and the display includes an overview of the harvested area or field, as well as actual yield data and moisture levels for the combine's current position.

MF TaskDoc™ allows each harvesting task to be created either onboard the MF IDEAL, or off-board in the farm office or anywhere else with internet access – and then sent wirelessly to the machine. While harvesting is in progress, TaskDoc constantly records accurate harvesting

information including the customer, farm, field, crop, area and yield data, with a minimum of operator effort. When the task is complete then the work record and field data are exported wirelessly from the combine - making the information available for checking and analysis through most popular FMIS software in the shortest amount of time. As well as field and crop yield information, the system records performance and operating data for the MF IDEAL combine, allowing accurate cost-analysis based on actual performance information.

The intuitive MF TaskDoc task creation and management system is easy to use for the farm owner as well as the combine operator, and will help ensure data is safely and securely recorded and shared between the combine and the business owner.



▲ **Live Yield Mapping** is available both on iPad® and terminal screen



MADE TO
**MAXIMISE
UPTIME**

ENHANCED COMBINE
OWNERSHIP EXPERIENCE &
COMPLETE PEACE OF MIND

MFconnect
CONNECTED
**ANYTIME.
ANYWHERE.**

GREATER UP-TIME, OPTIMISED MAINTENANCE AND SMARTER SERVICES WITH MF CONNECT.

OWNER, DEALER AND COMBINE ARE 100% CONNECTED!

MF Connect is a fleet monitoring system, that allows customers to keep a close eye on their Massey Ferguson machines.

Viewing machinery operations and equipment operating parameters in virtually real time on their mobile phone, tablet or desktop computer has never been easier.

This enables owners and managers to manage operations more effectively, helping to improve operating efficiency with remote diagnostics, and ensuring optimum uptime.



MFcare

FIX YOUR COSTS AND GUARANTEE OPTIMUM PERFORMANCE FOR YOUR MF IDEAL WITH MF CARE.

MF Care Service and extended warranty contracts are flexible to suit your payment and operating hours requirements. Regular servicing provides preventive maintenance – picking up any faults before they become a problem, which helps reduce downtime. A full dealer service history using genuine AGCO Parts will also increase the residual value of the machine.

- ▶ Support maximum residual value of your machine
- ▶ Flexible terms and long-term price packages
- ▶ Available up to 12 months after registration
- ▶ Experienced MF technicians available for on and off-site servicing

	SILVER	GOLD
DETAILS	REGULAR MAINTENANCE CONTRACTS The Service Package includes all prescribed maintenance work on the basis of fixed prices.	REPAIR CONTRACTS Extended warranty contracts which offer security against repair costs (except wear). Tariffs with or without excess available as an option.
MACHINE TYPE	All	All
REGULAR MAINTENANCE*	YES	YES
REPAIR COST	NO	YES
DEDUCTIBLE	NO	Option: €0, €190, €490

*the list price stated by AGCO refers solely to the extended warranty and doesn't include maintenance.

MASSEY FERGUSON OFFERS A COMPREHENSIVE AND EFFICIENT RANGE OF SERVICES

- 6,000 hrs
5 years
- 3,000 hrs
5 years
- 50,000 bales
5 years
- 6,000 hrs
5 years
- 2,000 hrs
3 years
ISOBUS compatible machines only
- 25,000 bales
3 years

PARTS & SERVICE

IT'S ALL ABOUT A LIFETIME OF SUPPORT

Buying, owning and maintaining farm machinery can be complex, so having absolute peace of mind that you have great back-up and support is a hugely important consideration. As a Massey Ferguson customer you are assured of personalised, responsive and friendly support from our network of expert dealers who truly understand your business.

There's no cut-off time for Parts and Service because a machine may be out of service. We're available to you throughout your ownership of your Massey Ferguson machine.

We take great pride and responsibility in every machine we sell and we make it our mission to keep your machinery running reliably, every time you turn the key.

“ Easy access to all belt-tensioners helps me get the job done quickly ”



Easy refuelling – the diesel and AdBlue tank fillers are side-by-side for convenient access



Easy access for checking and cleaning the air filter

THE MF IDEAL HAS BEEN DESIGNED TO PROVIDE FAST, STRAIGHTFORWARD, EASY AND COST-EFFECTIVE ROUTINE MAINTENANCE.

We have combined practicality with style to ensure daily maintenance is speedy, straightforward and simple, taking the stress out of maintaining your combine, getting you to the field earlier for greater productivity and giving you more free time. With a MF IDEAL combine, time spent in the yard preparing for the day ahead is kept to a minimum.



Simplified drivelines with few belts and chains



Portable rear ladder facilitates access around the machine



One-piece panels with lights provide quick and convenient access for inspection


PARTS AND SERVICE

ALWAYS BY YOUR SIDE TO INCREASE YOUR PROFITS AND EFFICIENCY

EVERYTHING YOU NEED TO SUPPORT THE OPERATION OF YOUR MF MACHINE.

Accessible and adaptable, our Aftersales Support will help you control running costs, budgeting and business planning – ensuring each machine's operating hour is a success and giving you the freedom to focus fully on your core business of farming.

This comprehensive suite of service-related-products makes it easier than ever to own and operate **Massey Ferguson** farm equipment.



YOUR MASSEY FERGUSON DEALER

Represents the best farm machinery expertise in your area. You can always rely on your dealer to provide you with excellent customer service. With highly skilled technicians delivering servicing, maintenance and repairs and knowledgeable parts and machinery sales staff available to advise on new equipment, technology upgrades, accessories or replacement parts.

MORE THAN 4,700 SERVICE & REPAIR POINTS WORLDWIDE




GENUINE AGCO PARTS FOR YOUR MASSEY FERGUSON

THE BEST GUARANTEE OF SAFEGUARDING THE VALUE OF YOUR MACHINE OVER TIME, PROTECTING IT FROM UNPLANNED DOWNTIME.

Choose from an extensive range of accessories including lubricants, AdBlue, care kits, cab accessories and much more. All exclusively from your MF Dealer.

AGCO Parts are covered by AGCO's 12-month warranty, including labour when fitted by a MF dealer. Your dealer can support you with the parts you need, alternatively you can use the 'AGCO Parts Books to go' app. Download from the App Store or from the Google Play Store. Your personal access data is available from your MF Dealer.



AGCO FINANCE

YOUR PARTNER TO GROW YOUR BUSINESS.

As the financial services provider for Massey Ferguson, we help you obtain your MF equipment through our tailored finance solutions, enabling usage or ownership of the world's best agricultural equipment.

Full Reliability: 30+ years of agricultural industry experience around the globe.

Full convenience: Conveniently through your local MF Dealer.

Full Partnership: We are with you along the way, through your entire business cycle.



MASSEY FERGUSON COLLECTION

NOW YOU CAN LOOK AS STYLISH AS YOUR MASSEY FERGUSON.

Looking for a cap to match your MF IDEAL or a stylish and durable overalls to keep working? We have an exclusive range of high quality products to suit you, your farming activity, your family and your lifestyle.

To find out what we have available please visit our online shop:

Shop.MasseyFerguson.Com

For the above support packages, country terms and conditions apply. Please note all packages may not be available in all markets.

Please check with your local MF Dealer/Distributor.

TECHNICAL SPECIFICATIONS

	MF IDEAL 7/7T	MF IDEAL 7 PL	MF IDEAL 8/8T	MF IDEAL 8 PL	MF IDEAL 9/9T	MF IDEAL 9 PL
PowerFlow Header width						
7.70 m (25' SF*)		○				-
9.20 m (30' SF*)		○				-
10.70 m (35' SF*)	○	-		○		
12.20 m (40' SF*)	-			○		
Feeder						
EyeShot hook-up			●			
AutoDock™			○			
Feeder house chains-spring loaded (n)			4			
Feeder house chain, belt drive, single speed (rpm)			528			
Feeder house chain, belt drive, two speed 250–525 (rpm)			○			
3-point hitch removal tool			○			
Header drive 100 kW fixed speed	●			○		
Header drive 135 kW fixed speed	○			●		
Header drive 135 kW variable speed			○			
Header drive 220 kW variable speed	○	-	○	-	○	-
Manual header pitch +/- 3°			●			
Hydraulic header pitch +/- 6°			○			
Hydraulic header reverse with creep function			●			
Lifting cylinders (n × Ø)		2 × 70 mm			2 × 80 mm	
Dust diverter			○			

Every effort has been made to ensure that the information contained in this publication is as accurate and current as possible. However, inaccuracies, errors or omissions may occur and details of the specifications may be changed at any time without notice. Therefore, all specifications should be confirmed with your Massey Ferguson Dealer or Distributor prior to any purchase.

- Standard specification
- Optional
- Not available
- SF SuperFlow Header
- T Tracks
- PL ParaLevel

	MF IDEAL 7	MF IDEAL 8	MF IDEAL 9
Processor			
Stone trap		●	
RotorFeeder dimensions (mm)		600 x 1400	
RotorFeeder speed - Proportional to rotor speed (rpm)		200–828	
Rotor	Single Helix	Dual Helix	
Rotor dimensions (Ø × mm)	600 × 4837		
Rotor transmission speed	Dual (○)		Dual (●)
Rotor speed range (rpm)	280–1160 (○)		280–1160
Rotor reverse hydraulic	●		
Rotor discharge	Asymmetric with adjustable deflector	Symmetric	
Threshing area (m ²)	0.83	1.66	
Separation area (m ²)	1.44	1.92	2.40
Total separation area (m ²)	2.27	3.58	4.06
Concave adjustment	Hydraulic		
Threshing concave small grains - number × spacing (mm)	4 × 13	8 × 13	
Threshing concave large grains - number × spacing (mm)	4 × 25.5	8 × 25.5	
Round bar threshing concaves	○		
Separation grates finger shape	●		
Large grains kit	○		
Cleaning			
Sieve-box frame	Standard		Extended
IDEALbalance™ pan - single	●	-	
IDEALbalance™ pan - dual & curved	-	●	
WavePans double cascade with removable sections	●		
Total sieve area (m ²)	4.9	5.4	
Total cleaning area (m ²)	7.45	7.95	
Electrical sieves adjustment	●		
Fan type	Ciclone triple cleaning fan		
Cleaning fan speed (RPM)	150 - 1350		
Tailings / return system	Separate rethreshing		

	MF IDEAL 7	MF IDEAL 8	MF IDEAL 9
Grain handling			
STREAMER 140 - Unloading rate 140 l/s grain tank capacity 12,500 l	●		○ (only available for PL)
STREAMER 210 - Unloading rate 210 l/s grain tank capacity 17,100 l	○ (not available for PL)		●
Unloading tube length (S-M-L size) (m)	7.6/9.2/10.6		
Foldable unloading auger (9.2 – 10.6 m)	○		
Grain tank cover hydraulic foldable	●		
Adjustable unloading spout	○		
Unloader - spill saver	●		
Unloader gates hydraulic	●		
Grass-seed unloading kit	○		
Engine and drives			
Engine type	AGCO Power	MAN	
Displacement (litres)	9.8	12.4	15.2
Max Power (ECE R120) (kW/hp)	355/476	401/538	483/647
Engine operating (rpm)	1900		
Fuel tank 1,000 litres	●	○	
Fuel tank 1,250 litres	○	●	
Fuel tank 1,500 litres	–	○	
AirSense® cooling	●		
Air compressor 60 litres	○		
DriveCenter power unit	●		

- Standard specification
- Optional
- Not available
- SF SuperFlow Header
- T Tracks
- PL ParaLevel

	MF IDEAL 7	MF IDEAL 8	MF IDEAL 9
Ground drive			
Transmission 2-speed MotionShift		●	
Max speed (not for all markets) (km/h)		40	
AllDrive powered rear axle - 110cc central motor		○	
Differential lock		●	
ParaLevel		○	
ParaLevel transversal levelling (%)		14	
Vision cab			
Glass surface area (m²)		5.75	
Noise level (dB)		73	
Automatic air conditioning		●	
Electric swivelling cab ladder	○ (Standard for PL and T)		●
Mirror - rear-view, electric and heated		●	
Mirrors - rear tyre view		●	
Operator seat - standard		●	
Operator seat - deluxe (leather seat, heated, cooled)		○	
Sound system - 4 speakers		●	
Pro sound system - 4 premium speakers + sub woofer		○	
Cooler 28.5 litres		●	
Side sun visors		○	
Cameras			
Rear-view camera		●	
Multiple camera system		○	
Lights			
Coming home light		●	
Rear axle lights - two lights		○	
Service lights - 4 lights under panels		●	
Unloading auger light LED		●	
Valance lights halogen - 4 road lights		●	
Working lights basic halogen - 2 stubble lights, 2 row finders, 2 rear lights		●	
Working lights, LED		○	
Working lights, cab roof, halogen - 8 lights		●	

	MF IDEAL 7	MF IDEAL 8	MF IDEAL 9
Electronics and controls			
Combine terminal - 10.4" touchscreen		●	
ScrollSwing - Control of unloading auger swing		●	
Automatic crop settings		●	
HarvestPlus - cruise modes		●	
Headland management function		●	
Yield & moisture meter		●	
FUSE® technology			
SmartConnect™ app		●	
SmartConnect™ app - premium dashboard		○	
MF Guide ready		●	
MF Guide - GPS Novatel hardware		●	
MF Guide - GPS Trimble hardware		○	
Live yield mapping		●	
IDEALharvest™ including advanced sensors		○	
TaskDoc		●	
TaskDoc Pro		○	
Residue management			
Chaff spreader - manual adjustment		●	
Chaff spreader - electric adjustment		○	
BaseCut straw chopper	●		○
BaseCut rows / knives (n)		4/56	
ShortCut straw chopper	○		●
ShortCut rows / knives (n)		8/112	
Chop to drop from the cab		○	
Heavy-duty knives		○	

- Standard specification
- Optional
- Not available
- SF SuperFlow Header
- T Tracks
- PL ParaLevel

	MF IDEAL 7	MF IDEAL 8	MF IDEAL 9
Residue management			
Straw chopper dual speed drive		●	
Straw chopper speed - high/low (rpm)		3,600/850	
Straw deflectors manual adjustment		●	
Straw deflectors electrical adjustment		○	
ActiveSpread SwingFlow - fully controlled from cab		○	

	MF IDEAL 7	MF IDEAL 7 T	MF IDEAL 7 PL	MF IDEAL 8	MF IDEAL 8 T	MF IDEAL 8 PL	MF IDEAL 9	MF IDEAL 9 T	MF IDEAL 9 PL
Tyres and tracks									
Front 710/70R42, rear 520/80R26 <3.3 m	○	-		○			-		
Front 800/70R38, rear 520/80R26 <3.3 m	●	-		○			○		-
Front TrakRide 26", rear 520/80R26 <3.3 m	-	●	-	○		-	○		-
Front 800/70R38, rear 620/70R26 <3.5 m	○	-	●	-		●	-		●
Front TrakRide 30", rear 620/70R26 <3.5 m	-	○	-	●		-	●		-
Front 900/60R38, rear 620/70R26 <3.8 m	○	-	○	-		○	-		○
Front 900/60R38, rear 710/60R30 <3.8 m	○	-		○		-	○		-
Front TrakRide 36", rear 620/70R26 <3.8 m	-	○	-	○		-	○		-
Front TrakRide 36", rear 710/60R30 <3.8 m	-	○	-	○		-	○		-
Front 1000/55R32, rear 620/70R26 <3.9 m	○	-		○		-	○		-





www.MasseyFerguson.co.uk

www.facebook.com/masseyfergusonUK

[Twitter.com/MF_EAME](https://twitter.com/MF_EAME)

[Instagram.com/MasseyFergusonGlobal](https://www.instagram.com/MasseyFergusonGlobal)

www.YouTube.com/MasseyFergusonGlobal



MASSEY FERGUSON® is a worldwide brand of AGCO.
© AGCO Corporation | A-A-17740 | English



MASSEY FERGUSON

BORN TO **FARM**